

DECEMBER 6, 2023



CITY OF ORTING
2024 FINAL BUDGET

Contents

Contents.....	2
Vision, Mission, Values.....	4
Elected Officials.....	5
Organization Chart.....	6
Key Appointed Staff.....	6
City of Orting: Mayor’s Budget Message to the Council, 2024.....	8
Accounting and Financial Policies.....	12
Basis of Accounting and Budgeting.....	12
Budgeting, Accounting, and Reporting System (BARS).....	12
Budget Fund Structure.....	12
Investments.....	14
Capital Assets.....	15
Long Term Debt.....	15
Reserve and Fund Balance Policies.....	16
Revenues.....	16
Fiscal Monitoring.....	16
Financial Planning and Capital Investment Policies.....	17
City Profile.....	18
Completed Projects.....	18
Ongoing Plans.....	20
Future Plans:.....	21
2024 Budget Overview.....	21
Fund Balances.....	22
Comparative Revenue and Expenses.....	23
Personnel, Wages and Benefits.....	23
General Fund.....	24
General Fund Taxes.....	24
Legislative.....	27
Municipal Court.....	28
Executive.....	29
Finance & City Clerk.....	30
Legal.....	31
Police.....	32

Building/Code Enforcement.....	35
Planning.....	36
Parks & Recreation Department.....	38
Streets.....	40
Cemetery.....	42
Parks.....	43
Tourism Fund.....	45
Transportation Benefit District.....	46
Housing Fund.....	47
Transportation Impact Fee Fund.....	48
Public Works.....	49
Water Fund.....	51
Water Resource Recovery Fund.....	52
Stormwater Fund.....	53
Appendix A: Capital Improvement Plan.....	54
Appendix B: 2023 Positions and Wages.....	55
Appendix C: New Requests.....	56
Appendix D: Cash and Investment Position.....	57
Appendix E: Debt.....	58
Appendix F: Revenue Detail.....	59
Appendix G: Expense Detail.....	60
Appendix H: Budget Ordinance.....	61
Appendix I: Property Tax Resolution:.....	62
Appendix J: 2019 Utility Rates Resolution.....	63



VISION, MISSION & VALUES

Vision:

Orting is a family-oriented city that supports its citizens and small business.

We value our small-town character and are committed to public safety and reliable public services.

We will build our community on our outdoor amenities, inclusive recreation opportunities, and public events that reflect the character and interests of our citizens.

We strive to be a charming place to live, work, play and do business.

Mission:

We provide services with integrity, teamwork and initiative to make Orting a better place to live, work, play and do business, while preserving our strong sense of community.

Values:

Teamwork: Unified approach to shared goals and respect of the inherent value of everyone.


Integrity: Choosing courage over comfort; choosing what is right over what is easy; and choosing to practice our Core Values in pursuit of excellence.

Initiative: We empower our team to solve problems to make Orting better.

Elected Officials




Joshua Penner
Mayor
Term: 2018 – 2025



Tod Gunther
Councilmember
Term: 2018 – 2025



Chris Moore
Councilmember
Term: 2022 – 2025



Don Tracy
Councilmember
Term: 2022 - 2025



John Williams
Councilmember
Term: 2020 - 2023



Gregg Bradshaw
Councilmember
Term: 2020 - 2023

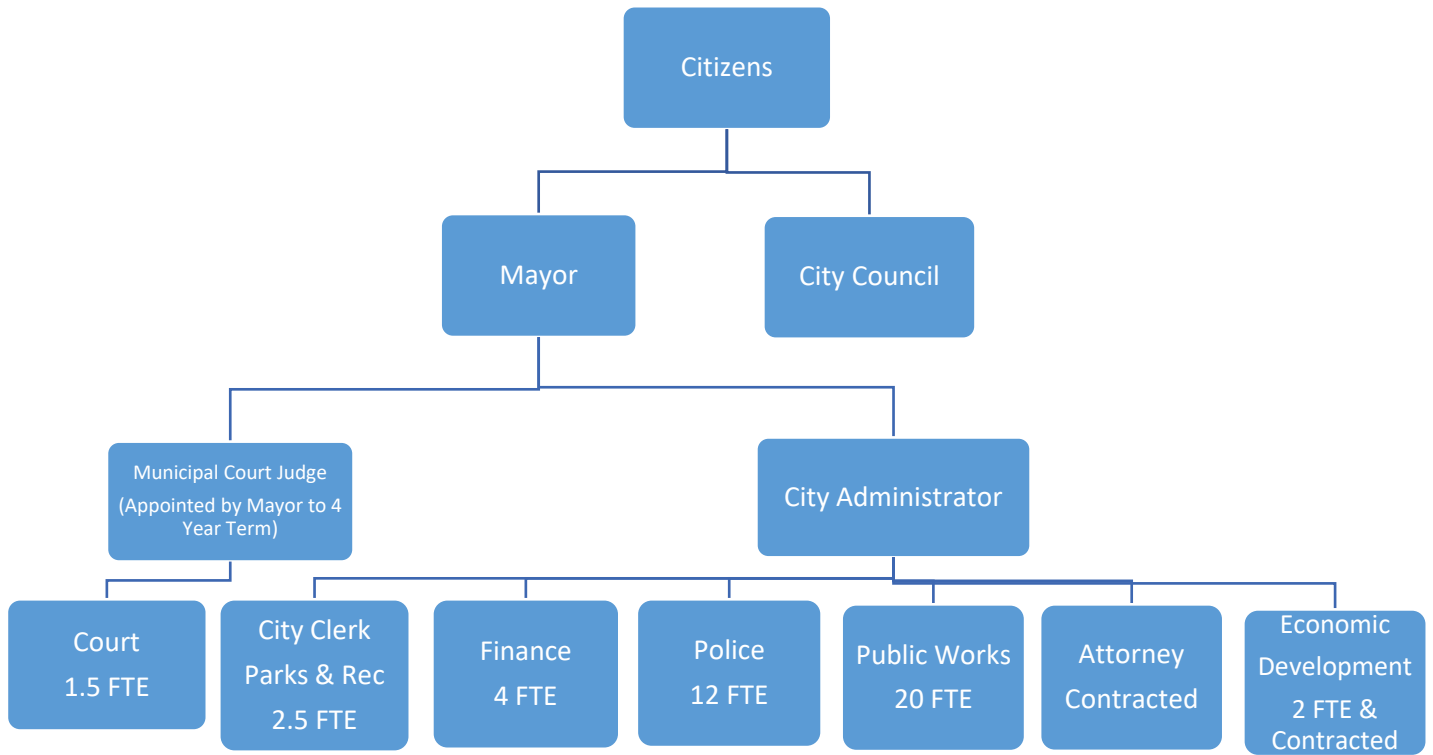


Greg Hogan
Councilmember
Term: 2020 - 2023



Melodi Koenig
Councilmember
Term: 2022 – 2025

Organization Chart



Key Appointed Staff

City Administrator:	Scott Larson
City Clerk:	Kim Agfalvi
Finance Director:	Gretchen Russo
Police Chief:	Devon Gabreluk
Court Administrator:	Kim Kainoa
Public Works Director:	Marshall Maurer
Capital Project Manager:	John Bielka
Building Official:	Tim Lincoln
Judge:	John Curry (Curry & Williams)
City Attorney:	Charlotte Archer (Inslee Best)
City Planner:	Wayne Carlson (AHBL)

This page was intentionally left blank.

Deputy Mayor Bradshaw & The City Council of Orting

Re: A Unified Budget Letter for Orting's Future

Every annual budget process is an intricate dance between introspection and foresight. Reflecting on 2023, we take immense pride in our collective achievements and the collaborative spirit that's been our hallmark. This 2024 budget proposal is, in essence, a manifestation of our dedication to the citizens of Orting, combining fiscal prudence with the vibrant aspirations of our city.

Executive Summary of 2023 & 2024:

Police & Public Safety

The Orting Police Department demonstrated flexibility and financial acumen amidst 2023's challenges. From policy updates to staff training and strategic collaborations with neighboring agencies and Orting Municipal Court, every step reinforced our commitment to operational efficiency and fiscal responsibility. Embracing 2024, we're pioneering sustainable transportation with all-electric police vehicles and redoubling our efforts in officer recruitment and retention.

Budget Vision

We should balance the preservation of our heritage with a forward-looking approach.

Public Works & Public Services

2023 for Orting Public Works was about embracing challenges and unlocking growth. Our efforts, echoing Orting's values, saw rejuvenations, infrastructure advancements, and innovative inclusions. As 2024 beckons, our focus encompasses strategic investments in infrastructure and the professional growth of our team, exemplifying our commitment to a brighter Orting future.

Clerk's Office & Executive Assistant

2023 saw significant professional development, with achievements like Kim Agfalvi's CMC status marking our dedication to excellence. As we move into 2024, our vision emphasizes modernization, from implementing public records software to pivoting to electronic retention.

Parks & Recreation:

Our Parks & Recreation Department celebrated community engagement through traditional and new programs in 2023. The upcoming year promises growth and inclusivity, with a rejuvenated event calendar and a commitment to affordable participation for all Orting families.

Budget Vision

We should celebrate Orting's natural beauty, recreational spaces, and dynamic public events

Charting Our Shared Path:

The achievements of 2023 and the ambitions for 2024 illustrate our unwavering commitment to making Orting an ideal city to live, work, play, and do business. But this document isn't just an account of what we've done and what we intend to do; it's an invitation for you, our city's elected decision-makers, to further shape our shared aspirations for Orting.

There are elements of this budget that need your direct attention. My ongoing commitment to the council is to deliver a balanced budget. When you add up the discretionary revenue and the discretionary expenses, you'll see the general fund has very little wiggle room. You should ask yourselves if our expense anticipations are correct. You should also review the revenue – as you have control over that function most of all. Only the council can determine our revenue picture; I've been very careful to ensure we align our expense projections with the council-set revenue outlook. Still, here are unanswered questions you will need to work through by the end of this budget season.

- This budget does not reflect a budget for grants. I have no ability to project the council's desire to fund any or all organizations that request grant funding. In this, my concern is ensuring operations of the city persist and the budget before you reflect this effort. Should you wish to continue the grant programs, in part or in full, that will mean increasing revenue or reducing expenses in a general fund area. The state requires you to pass a balanced budget, which means that if you are unable to make the revenues and expenses match on this item, you will need to draw from our fund balance. I caution against this approach; it is ultimately unsustainable.
- We now collect multiple streams of income for housing concerns. As part of your effort to expense affordable housing tax revenue, you created an ad-hoc committee, which is now considering commissioning a study to review local housing concerns. I propose to engage SSHAP, the South Sound Housing Affordability Partners, in this effort. For the same cost as splitting another unexpended housing revenue stream with SSHAP, we can leverage their planning acumen. And this can be accomplished for a fraction of what would be spent hiring a consultant at the market rate. The council was unconvinced of the value of an interlocal agreement on this topic two years ago; if we're going to consider commissioning a plan on this issue, the value should now be self-evident.

- As a council, you have determined that an ad-hoc committee should review the TBD concern. The concern is whether we should implement a different amount of tax (\$0 / \$20 / or something in between – to fund the TBD). Moreover, we currently have an unexpended balance in the TBD fund and no plan for how to expend it. In the next year, a full assessment of the state of our transportation networks will, I hope, help you to set a reasonable and sustainable rate for TBD income and resolve how to move forward.
- In 2024, we should begin construction of the SR 162 pedestrian footbridge. Also known as the Bridge for Kids. While there are clearly different opinions on the value of the bridge, I hope the whole council recognizes the commitment of hundreds of community volunteers, dozens of previous councilmembers, previous mayors, and several currently sitting legislators at the state and federal level to bring the bridge project to where it is today. The bridge has evacuation uses and design requirements. We know this already, but I fear the other benefits of this bridge get lost too often in rhetoric. These benefits include reduced traffic, safer school pathways, improved recreational and pedestrian access, and better public safety. This is not a single-use structure – it is a multi-use and multi-benefit essential facility that needs your support. I urge you, for public safety, to keep traffic moving, to assist in various emergency scenarios, to demonstrate good partnership with stakeholders, and for many other reasons to continue to uphold this council’s and previous councils’ support of this important project.
- Finally, please commit to expending every cent of the council training budget. As we celebrate the service of two councilmembers cycling off their duty to our community, we have new faces coming on board who will look to you for an example of how to be an effective public servant. I hope they see a council committed to ongoing professional development and regional engagement. If they do, they too will be engaged, and all of Orting will benefit. ***We lose in every debate, every budget discussion, and every policy discussion from which we are absent.*** Our path to a stronger voice for Orting is through that training budget.

The Budget is the Council’s Policy Statement for 2024. Make it Great!

Your insights, expertise, and dedication are pivotal in transitioning this proposal into a resonating blueprint for our future. I’m confident in our collective capacity to come together on a compelling story for 2024.

I’m continually grateful for your continued commitment and dialogue in this journey.

Warm Regards,

Joshua Penner, Mayor

City of Orting
253-350-1982

This page was intentionally left blank.

Accounting and Financial Policies

Basis of Accounting and Budgeting

Basis of accounting is a term that refers to the revenues, expenditures, and transfers – and the related assets and liabilities that are recognized in the accounts and reported in the financial statements. Specifically, it relates to the timing of the measurements made, regardless of the nature of the measurement, on either the cash or accrual method.

Basis of budgeting: The City’s budget and financial statements for governmental funds (General, Special Revenue, Debt Service, Capital Projects, and Fiduciary Funds) and proprietary funds (Utilities and Internal Service Funds) have been prepared on a cash basis of accounting. Revenues are recognized when received and expenditures are recognized when paid.

The budget, as adopted, constitutes the legal authority for expenditures. The annual budget is adopted with budgetary control at the fund level so expenditures may not legally exceed appropriations at that level of detail. Any revisions to the legally adopted budget that alter the total revenues or expenditures of a fund require adoption by ordinance. Transfers or revisions within funds are allowed with the authorization of the City Administrator and City Treasurer, but only the City Council has the legal authority to increase or decrease a given fund’s budget.



Budgeting, Accounting, and Reporting System (BARS)

The City of Orting uses the revenue and expenditure classifications contained in the Budgeting, Accounting, and Reporting System (BARS) Manual, as proscribed by the Washington State Auditor’s Office, under the authority of Washington state law, Chapter 43.09 RCW. This system provides a uniform chart of accounts for all Washington State local governments and provides useful comparative data to the state regarding local spending. The BARS system also provides comparative data to interested parties, available through the WA State Auditor Local Government Financial Reporting System (<http://www.sao.wa.gov/local/Pages/LGFRS.aspx#.VMgslct0x9M>).

Budget Fund Structure

The City of Orting has fourteen appropriated funds (debt service funds are deemed appropriated when debt is authorized and are therefore not re-appropriated in each budget cycle, although they are provided for reference.) All funds, including debt service are included in the City’s periodic audit.

Each fund is considered a separate accounting entity and is accounted for with a separate set of accounts that include its cash, investments, revenues, and expenditures. Funds are independently balanced, meaning that revenues and beginning fund balances must equal expenditures and ending fund balances.

The City of Orting’s funds are separated into three main fund type classifications:

<u>Fund Type</u>	<u>Description</u>
Governmental	Funds that account for the activities of the City that are governmental in nature. Governmental funds are generally supported by taxes, charges for goods, and services, fees, and contributions from other governments.
Proprietary	Funds that account for the activities of the City that are propriety, or “business” in nature. Proprietary funds are self-supporting with fees paid by the users of their services.
Fiduciary	Funds held by the City as a trustee.

The three primary Fund Types are further divided and identified by coding:

<u>Fund Code</u>	<u>Fund Class</u>	<u>Description</u>
000-099	General Funds	Accounts for all financial resources except those required to be accounted for in another fund.
100-199	Special Revenue Funds	Accounts for the proceeds of specific revenue sources that are legally restricted to expenditures for specified purposes.
200-299	Debt Service Funds	Accounts for the accumulation of resources for, and the payment of, general long-term debt principal and interest.
300-399	Capital Project Funds	Accounts for the financial resources to be used for the acquisition or construction of major capital facilities.
400-499	Enterprise Funds	Used to report any activity for which a fee is charged to external uses for goods and services.
500-599	Internal Service Funds	Accounts for the financing of goods and services provided by one department or agency to other departments or agencies of the governmental unit, or to other governmental units on a cost-reimbursement basis.
600-699	Fiduciary Trust Accounts	Accounts for assets held by a governmental unit in a trustee capacity or as an agent for individuals, private organizations, other governmental units, and/or other funds.

In addition to fund structure, the BARS Manual provides the structure for a specific chart of detailed accounts. In this structure, revenue (resource) accounts begin with the number “3” and can be summarized as follows:

<u>BARS REVENUE ACCOUNTS</u>	
310	Tax Revenues
320	Licenses & Permits
330	Intergovernmental Services and Payments
340	Charges for Goods and Services
350	Fines and Forfeits
360	Miscellaneous Revenues
380	Non-Revenues
390	Other Financing Sources

On the expenditure side, the BARS manual provides for expenditure accounts up to fifteen digits in length. Each set of digits signifies a certain type of transaction. The final set of digits is referred to as the “object code” and signifies the type of expenditure. The City of Orting budget is reported at the object code level in each operating budget.

BARS Object Codes

10	Salaries & Wages	Amounts paid for personal services rendered by employees in accordance with the rates, hours, terms, and conditions authorized by state law or employment contracts. Includes overtime, on-call, sick, vacation, and holiday paid leave.
20	Benefits	Amounts paid by the employer as part of the conditions of employment. Includes employer paid portions of Social Security, Medicare, Industrial Insurance, Unemployment Insurance, retirement, and health benefits.
30	Supplies	Amounts paid for articles and commodities purchased for consumption or resale. Includes office & operating supplies, small tools & minor equipment, etc.
40	Other Services & Charges	Amounts paid for services other than personal which are needed by the City. Services may be provided by a public agency or private business. Includes such services as professional services (consultants), communications, travel, insurance, utility services, repairs and maintenance, advertising, memberships, etc.
60	Capital Outlay	Expenditures which result in the acquisition of, rights to, or additions to capital assets, including incidental costs such as legal, appraisal, and brokerage fees, land preparation and demolishing buildings, fixes and delivery costs. In Orting, most capital outlays are budgeted in the various capital improvement or enterprise funds of the City and not in the respective operating department’s capital outlay.
70	Debt Service	Principal and interest on long-term debt

Investments

The City of Orting manages and invests its cash within the guidelines established by the Washington State statutes and the city’s Investment Policy with three objectives (in order of priority): safety, liquidity, and yield. The City maintains a cash management program, which includes collection of accounts receivable, disbursement of funds, and prudent investment of available cash.

City investments are placed with the Washington State Local Government Investment Pool (LGIP) administered by the Washington State Office of the State Treasurer. Longer term investments are bonds which primarily include direct and indirect obligations of the United States Federal Government. See Appendix D for more detail on the city’s cash and investments.

Capital Assets

The City of Orting maintains capital asset records to identify and account for the long-lived assets of the City. Capital assets include land, buildings, machinery & equipment, and infrastructure valued in excess



of \$5,000 and with a useful life exceeding two years. Assets are expensed as they are purchased.

Long Term Debt

The City tries to manage its long-term debt in a manner designed to utilize its credit to optimize City services, while balancing overall debt levels and annual debt service obligations. The City recognizes that prudent use of its credit can both facilitate construction of essential capital improvements and serve as a method for sharing the costs of

those improvements between current and future beneficiaries. The City will typically strive for a conservative mix of cash and debt to fund projects.

1. Debt will not be used to cover operating expenses. When necessary, long-term debt may be used to provide for capital acquisitions and construction.
2. Term of debt: Long-term debt will be structured in such a manner, so the debt payments do not exceed the expected useful life of the project being financed. Whenever possible, the City will fund its capital needs on a pay-as-you-go basis, especially smaller capital projects.
3. Refunding bonds: Generally, existing bonds will not be refunded through the issuance of refunding bonds unless the refunding plan will achieve a net present value savings of at least 5%. As an exception to this general rule, the bonds may be refunded to obtain more favorable bond covenants when it is clearly in the City's interests to do so.
4. Legal limitation of indebtedness. The City will utilize its general obligation (GO or voted) and limited tax general obligation (LTGO or non-voted) debt authority prudently. The City's outstanding debt will never exceed those constitutional limits.
5. Preservation of credit rating. The City will carefully consider the future fiscal impacts of incurring additional long-term debt and will recognize the implicit, additional future costs of any debt issuance that impacts the City's credit rating.
6. Use of revenue debt whenever possible. The City recognizes that its ability to pledge its taxing authority as a security for debt is a limited resource which should be preserved whenever possible. Therefore, whenever the improvement being financed with debt is expected to produce off-setting revenues that can be used to secure all or part of the debt in lieu of a pledge of the City's taxing authority that revenue should be used to secure the debt to the maximum practical extent to minimize the usage of the City's limited voted and non-voted debt capacity.
7. Internally financed debt. The City may make interfund loans when it is prudent to do so as permitted by state law.

8. Utility fund debt. Each rate-based utility will utilize a six-year capital and financial plan which allocates capital financing needs between debt and pay-as-you-go use of current revenues. When it is determined that issuance of debt is needed for capital construction, debt will be secured solely by a pledge of rate revenues and will not utilize any general pledge of the City's taxing authority except in extraordinary circumstances as approved by City Council.
9. Conduit Debt/Local Improvement Districts. The City may allow itself to be used a conduit of debt secured by others where such an arrangement is allowed by law or regulations, and where the City is not, in any way, contingently liable for repayment of the debt.
10. Debt Issuance Review. Prior to issuing any long-term debt, the City will review the fiscal impact of the debt over the life of the new bonds. No long-term debt shall be incurred without approval by the City Council.

Reserve and Fund Balance Policies.

The City will maintain specific reserves as required by law, ordinance, or bond covenant. Generally, the City shall maintain a General Fund balance of not less than 25% of operating expenditures to provide for needed cash flow and as a reserve against unforeseen expenditures needs or revenue shortfalls. The reserve shall be 50% for the Enterprise Funds (water, sewer and stormwater). The following table compares 2024 ending fund balances verses the recommended reserve requirement:

All Funds: Ending Fund Balance		23 Ending Fund Balance	24 Operating Expenses	Reserve Requirement	Reserve Met
General Fund	001	4,700,000	3,323,928	50%	283%
City Streets	101	350,000	332,978	50%	210%
Cemetery	104	55,000	63,849	50%	172%
Parks Department	105	620,000	314,241	50%	395%
Water	401	3,400,000	2,461,336	25%	553%
Water Resource Recovery	408	9,500,000	1,856,606	25%	2047%
Stormwater	410	2,900,000	1,078,127	25%	1076%

Revenues

Budgeted revenues will be forecasted realistically, but conservatively. Before accepting any state or federal grants, the City shall assess the fiscal impacts of the grant in view of any matching requirements, future operations and maintenance costs, and other commitments or obligations. No state or federal grant with a local match in excess of \$25,000 may be applied for without express approval from the City Council, regardless of whether the project is included in the adopted budget or Capital Improvement Plan.

Utility rates shall be set sufficiently to cover the costs of service.

City staff will periodically review all fees for licenses, permits, fines, and other miscellaneous charges and recommend changes based on inflation, processing time, expenses to the City, benchmark rates, and any other factors pertinent to the specific item.

Fiscal Monitoring

Revenues and expenditures are monitored by the Finance Department and department managers continually throughout the year to ensure that funds are available and used in an appropriate manner. Period reports are compiled and made to the City Council on the status of the budget and progress being made on various projects. Monitoring also includes ongoing assessment of trends, changes to laws, etc. and subsequent evaluations for potential impacts of external changes on the City's sources of revenue and expenditure limitations or mandates.

Financial Planning and Capital Investment Policies

Capital projects which anticipate funding, in whole or in part, from grants, mitigation fees, impact fees, or other funds that involve a competitive application shall be reevaluated on the basis of its value and priority level if the anticipated grant, fee, or loan does not materialize or the changes of award appear remote.

The City will not fund capital improvements that primarily benefit development except as part of the City's economic development plan and strategy.

The City will maintain and periodically update a maintenance and replacement schedule for the Fleet Replacement Fund. Any equipment replacements and additions will be included and itemized in the budget, and no equipment shall be substituted from the established schedule without the express consent of the City Council.



City Profile

City of Orting: “Small Town – Big View”



Location: Valley between the Carbon river and the Puyallup river, 30 miles west of Mt Rainer

Size: 2.80 square miles

2020 Population: 9,041

Incorporation Date: April 22, 1889

Type of Government: Strong Mayor which means the mayor is the chief executive, while the council is the primary legislative body.

Services: Parks, Streets, Police, Court, Water, Sewer and Stormwater

Completed Projects

Kansas Street SW Outfall/Kansas Street Stormwater Improvements

The City of Orting completed the Kansas Street Outfall/Kansas Street Stormwater Improvements in 2023. This project completed installation of approximately 630 linear feet of storm drain from Calistoga St W to an existing ditch east of the Puyallup river levee and 3100 linear feet along Calistoga St W, Tacoma Ave, and provide a connection to the Kansas Street outfall connection.



Lift Station Upgrades

The lift station projects have been completed. One lift station is located adjacent to the Calistoga Bridge and the other is located in the Rainier Meadows neighborhood. These projects upgrade the existing stations that were at the end of their useful life. City staff and contractors worked together to bring this project to completion despite material delivery problems.

Gratzer Park



Irrigation has been completed on the multi-purpose field located within Gratzer Park.

Near Whitehawk Park (Whitehawk Blvd NW and Orting Ave NW), this new field can be found directly behind the baseball diamonds and can be used for soccer, football lacrosse and other field activities.

Water Fountain Station

The City is completed installation of an ADA water fountain for citizens and their pets on the south side of the City Hall adjacent to the trail. City crews poured a concrete slab and installed benches for those that want to get some water and rest.



Main Parks Master Plan

At the end of 2023 council hired a firm to help the city work through a main parks master plan. The intent of this plan was to create a vision for the main park, identify needed improvements and have a cohesive plan rather than an ad-hoc method of updating and adding features to the main park facilities. The complete plan can be found on the city's website:

<https://orting.prod.govaccess.org/government/project-updates/main-parks-master-plan>. In the spring of 2023, after much deliberation and public feedback, council adopted a master plan.



Proposed

- | | | |
|---|---------------------------------|--------------------------------------|
| 1 Paved Event Space | 6 Potential Splash Pad Location | 11 Van Scoyoc Avenue Reconfiguration |
| 2 New Restroom Building | 7 Picnic Shelter | 12 Trail Crossing Improvements |
| 3 Relocated Foothills Trail | 8 Train Street Plaza | 13 Sidewalk along Washington Ave. |
| 4 Playground Improvements - 5 to 12 year-olds | 9 Relocated Bear Sculptures | 14 Sandstone Seatwall |
| 5 Playground Improvements - 2 to 5 year-olds | 10 Basketball Court Resurfacing | |

Ongoing Plans

Water Resource Recovery Facility

The City continues to work on upgrades at our Water Resource Recovery Facility (WRRF). Currently, the City must hire a contractor every several years and have our lagoons dredged and the solids are transported to disposal sites. This new facility will instead produce a safe Class A fertilizer that can be used for lawns, gardens and city parks.

The projected cost of this project including the remaining design work and construction is estimated to be \$20 million. City staff are reviewing alternative options to keep project costs down. The WRRF upgrade will be paid for with a combination of cash and debt from the Water Resource Recovery fund.

The City has received a \$10 million Public Works Board (PWB) loan through the Washington State Department of Commerce. This will be a big benefit to our community as interest rates are extremely low at 1.39%.

As mentioned previously, enterprise funds are self-funding and the debt will be paid for out of sewer rates. The City retired the bond on the construction of the sewer plant in 2018, so the impact to rates of the new debt will be somewhat tempered.

Orting Emergency Evacuation Bridge

The city has completed the bridge design and has secured \$6 million from the state for construction costs. The city is currently looking for additional construction funds with anticipated construction to occur in 2024. Crossing State Route (SR) 162 this bridge will provide a safe pathway for Orting citizens and will enhance the City's disaster preparedness.



Future Plans:

The City annually adopts Capital Improvement Plans (CIP's) or Street Improvement Plans (SIP) which outline our priorities for capital for those funds. The CIP's and TIP's are included in Appendix A.

2024 Budget Overview

For 2024 staff have laid out a number of key activities including:

1. Focus on police officer recruitment.
2. Continuing the 2024 Comprehensive Plan update process.
3. Supporting the construction of the Pedestrian Bridge and the Water Resource Recovery Facility.
4. Continuing transportation planning and design efforts for Whitehawk Blvd. and Kansas Street.
5. Updating emergency plans with support of the East Pierce Interlocal Coalition team.

Fund Balances

Fund balance is the excess of an entity's assets over its liabilities. A negative fund balance is a deficit. The following table represents the ending fund balances for our major operating funds along with our projection for 2023 and 2024 ending fund balance. The street fund is currently showing a deficit as the HWY 162 Pedestrian Bridge project is currently not fully funded based on the engineer's estimate.

All Funds: Ending Fund Balance		2021	2022	2023	2024	Change from 2023	
		Actual	Actual	Estimated	Estimated	\$	%
General Fund	001	1,657,641	4,669,067	4,700,000	2,539,537	(2,160,463)	-46.0%
City Streets	101	486,297	502,563	350,000	(1,231,521)	(1,581,521)	-451.9%
Cemetery	104	90,872	80,161	55,000	29,701	(25,299)	-46.0%
Parks Department	105	342,115	763,959	620,000	436,229	(183,771)	-29.6%
Tourism Fund	107	5,085	5,931	20	20	-	0.0%
TBD	108	280,434	248,472	240,000	2,950	(237,050)	-98.8%
ARPA	109	1,203,529	-	-	-	-	0.0%
Housing	110	-	-	1,200	1,250	50	4.2%
Police Department Drug	120	-	-	-	-	-	0.0%
Emergency Evacuation Bridge	303	-	-	-	-	-	0.0%
Transportation Impact	320	349,548	402,853	400,000	2,100	(397,900)	-99.5%
Water	401	2,475,399	3,194,393	3,400,000	1,701,364	(1,698,636)	-50.0%
Water Resource Recovery	408	9,168,661	8,834,136	9,500,000	10,045,094	545,094	5.7%
Stormwater	410	2,497,246	2,791,602	2,900,000	1,098,313	(1,801,687)	-62.1%
Cemetery Perpetual Fund	701	525,515	529,247	533,347	533,348	1	0.0%
Skinner Estate Fund	704	480,813	484,214	480,888	480,889	1	0.0%
Total		19,563,155	22,506,598	23,180,455	15,639,273	(7,541,182)	-32.5%

Comparative Revenue and Expenses

The following table represents the estimated revenues and expenses of all funds:

All Funds	2022		2023		2024	% Change from 23 Budget
	Budget	Actual	Budget	YTD	Budget	
Revenues						
General Fund	3,792,827.68	4,477,625.92	4,022,323.73	3,033,798.87	4,107,429.37	2.1%
City Streets	6,360,200.00	716,444.59	6,395,500.00	391,500.62	8,609,200.00	34.6%
Cemetery	55,800.00	60,451.17	73,300.00	44,048.59	64,450.00	-12.1%
Parks Department	281,400.00	763,821.28	313,000.00	229,522.84	296,300.00	-5.3%
Tourism Fund	220.00	846.19	220.00	4,228.86	510.00	131.8%
TBD	400.00	4,654.01	400.00	7,996.42	2,950.00	637.5%
Police Department Drug	-	-	-	-	-	0.0%
Housing	-	-	-	97.00	130,000.00	0.0%
Transportation Impact	21,590.00	53,305.26	25,300.00	5,952.61	7,100.00	-71.9%
Water	2,036,580.91	2,370,433.55	2,082,465.64	1,804,380.60	2,385,300.00	14.5%
Wastewater	12,535,148.21	2,842,485.83	12,842,266.78	2,231,947.04	4,085,000.00	-68.2%
Stormwater	1,274,603.80	1,158,873.64	1,280,806.84	889,384.65	1,425,000.00	11.3%
Cemetery Perpetual Fund	2,100.00	3,731.41	2,000.00	1,332.24	500.00	-75.0%
Skinner Estate Fund	100.00	3,400.10	2,000.00	1,140.27	400.00	-80.0%
Total Revenue	26,358,870.61	12,452,341.54	27,037,583.00	8,643,998.37	21,113,639.37	-21.9%
Expenditures						
General Fund	3,780,884.33	3,962,152.70	4,024,169.13	2,886,419.48	4,067,892.24	1.1%
City Streets	1,643,145.45	701,817.56	9,522,741.59	373,497.69	5,412,958.16	-43.2%
Cemetery	55,024.59	101,017.42	84,206.20	57,961.54	89,748.78	6.6%
Parks Department	262,864.10	343,616.80	384,165.45	352,157.31	480,071.06	25.0%
Tourism Fund	5,000.00	-	5,000.00	-	9,000.00	80.0%
TBD	-	36,616.25	280,000.00	9,538.00	240,000.00	-14.3%
Police Department Drug	126.00	126.00	126.00	-	1.00	-99.2%
Housing	-	-	-	-	130,000.00	0.0%
Transportation Impact	-	-	400,000.00	-	405,000.00	1.3%
Water	2,007,667.35	1,653,034.12	2,569,131.74	1,297,651.28	4,083,936.37	59.0%
Wastewater	14,799,971.55	3,170,453.46	18,873,198.35	1,264,933.51	3,539,906.38	-81.2%
Stormwater	3,539,460.36	866,156.63	3,651,969.99	643,616.99	3,226,686.70	-11.6%
Cemetery Perpetual Fund	-	-	-	-	-	0.0%
Skinner Estate Fund	2,000.00	-	2,000.00	-	2,000.00	0.0%
Total Expenses	26,096,143.73	10,834,990.94	39,796,708.46	6,885,775.80	21,687,200.70	-45.5%

Personnel, Wages and Benefits

Other than capital expenditures, wages and benefits make up the largest portion of the city's expenses. For 2024 it is estimated that we will spend \$4.24 million on wages and \$1.6 million on benefits. Expressed another way, 49% of our operating expenses go to wages and benefits.

For the 2024 budget we are proposing a head count of 47.2 full time equivalent (FTE) employees. This headcount represents a net increase from the 2023 budget of about 1 FTE. More information regarding positions and wages can be found in Appendix B.

Wages are set by the council for administrative staff on an annual basis and the council approves wages for the city's two bargaining units when their collective bargaining agreements (CBA) are ratified. The American Federation of State, County and Municipal Employees (AFSCME) Local 120 union represents our public works and clerical employees. The Fraternal Order of Police Lodge 27 (FOP) represents our police officers. The Local 120 CBA covers the employees until the end of 2026 while the FOP CBA expires at the end of 2025.

General Fund

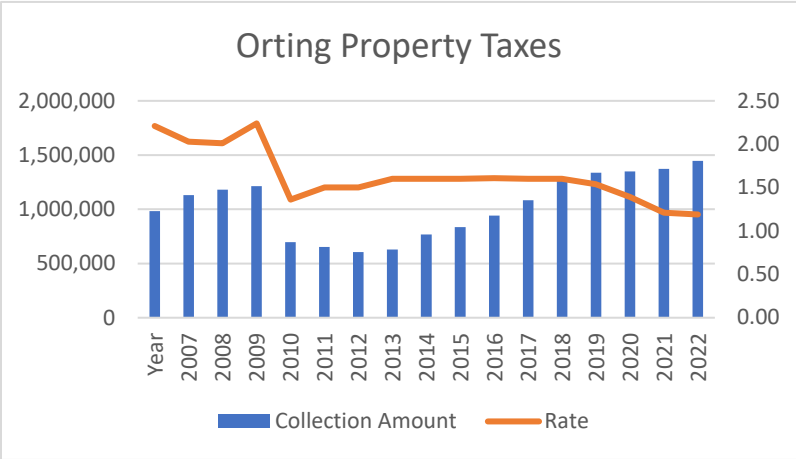
This section of the budget is broken down first into an overview of general fund taxes, and then will move into the functional areas of the general government. If the functional areas have revenue associated with them, like the Municipal Court or the Building Department, associated revenue will be detailed in that section.

General Fund Taxes

2024 general fund tax revenue is projected to be up over 2023 revenues by about \$217 thousand or 7.4%. \$90,000 of this increase is expected to be from sales tax revenue which we tend to budget conservatively, but due to limitations on property taxes and decreases in court and building fund revenue, we have had to become more reliant on this volatile source of funding. General fund taxes can be used for any purpose and carry no restrictions.

Property Tax

The City of Orting General Fund is supported by property taxes levied on the assessed value (AV) of real estate (including land, structures, and improvements). In Table 1 above, property taxes are included in the “Taxes” category. Pierce County acts as the City’s agent to collect property taxes. Taxes are due in two equal installments on April 30th and October 31st. Collections are remitted to the appropriate taxing district by the County Treasurer the month following collections. By law, the City is permitted to levy up to \$3.60 per \$1,000 of assessed valuation for general governmental services. Also, by law, the local fire district’s levy and the library district’s levy must be subtracted from the City’s levy. The City has annexed into both Central Pierce Fire District (#18) and the Pierce County Library District, therefore, the City’s levy is reduced by those levies.



By state initiative, property tax is capped at 1% increase over the prior year’s collections, plus the value of any annexations and new construction. In 2020 the city ran into its statutory 1% increase cap for the first time since the city annexed into Fire District 18. In 2023 the 1% property tax increase limit will continue to be in effect and the effective tax rate is estimated to be \$1.19.

Property taxes are classified as either regular levy or special levy. The regular levy is used by the taxing authority for general operations and debt service costs related to non-voter approved bonds. With a vote of the community, the City can assess a “special levy” to pay for specific voter-approved bonds. The City of Orting has no outstanding voter-approved bonds, and therefore no special levy property taxes.

2023 Tax Rates		
Conservation Futures	0.30%	\$0.02
Flood Control Zone	1.30%	\$0.10
Port of Tacoma	1.70%	\$0.14
Central Puget Sound RTA	2.00%	\$0.16
Pierce County Rural Library	4.20%	\$0.33
Fire District 18	17.60%	\$1.40
State	29.10%	\$2.31
County	9.10%	\$0.72
City of Orting ★	13.10%	\$1.04
Orting School District	21.60%	\$1.72
	100.00%	\$7.95
26.65% voter approved		

In 2023 Orting citizens paid \$7.95 per \$1,000 of assessed valuation to the following taxing entities:

For example: A house in Orting that is valued at \$500,000 would pay \$520 annually (500 X \$1.04) in property taxes for city services which include police, court, and maintenance of our streets and parks.

The City's share of the local property tax burden in 2022 was 13.1%.

Utility Taxes

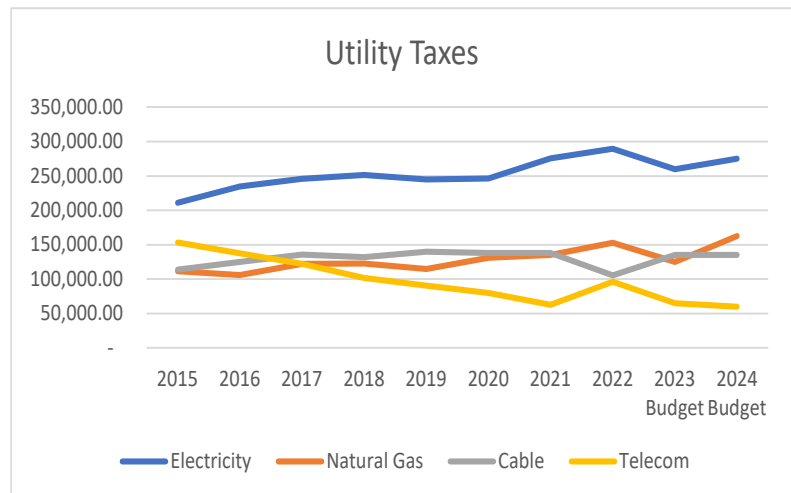
Utility taxes in the city are only levied on telecommunications, gas and electricity at 6% of gross revenues. The city has the authority to impose further utility taxes on garbage and public utilities including water, sewer, and stormwater, but has not imposed any such taxes, and this budget does not propose imposing such taxes.

Since 2015 taxes on electricity have averaged \$245 thousand per year, and have increased steadily over that period, increasing an average of 5% per year. We estimate that we will receive \$275,000 in 2024.

Taxes on natural gas have increased from \$111 thousand in 2015 to an estimated \$180 thousand in 2024, or 5% per year on average.

The amount collected from our taxes on cable services had been increasing since 2015, but started to decline in 2020. In 2022 the revenue decreased \$32,000 from the prior year, but recovered in 2023. The City anticipates cable revenue to remain flat in 2024.

Taxes on telephones and cell phones has been trending down since our high of \$184 thousand in 2014. For 2024 we are expecting this downward trend and are budgeting \$60 thousand in estimated revenue. We suspect the reason telecom taxes have been trending down since 2014 is due to customer's eliminating their land lines and how cell phone taxes are calculated. Federal law prohibits local governments from taxing Internet or broadcast satellite TV services therefore, the internet services on a cell phone bill are non-taxable.



Sales Tax

Sales tax is imposed on every taxable transaction occurring within the City, and it applies to the same transactions which the state sales tax applies. The sales tax rate within the city is 9.6%. The city's rate is 1.1%, the county taxes 0.3%, taxes that go to the transit authority are 1.4%, and the state rate is 6.5%.



The city's sales tax collections revenue is stable compared to many other Washington cities because of the limited business within the city limits. Sales tax collections have gone from \$622 thousand in 2016 to a high in 2022 of \$1.1 million. Sales tax is budgeted conservatively and expected to come in around the \$920 thousand level for 2024.

General Fund Revenue & Expense Overview

Total budgeted expenses for the General Fund are up 1.9% for 2024 or roughly \$74,000 thousand increase over the 2023 budget. The following table is presented net of a \$2.2 million transfer to the street fund for the pedestrian bridge, and summarizes the revenue and expenses of the General Fund since 2022 and includes the 2024 budget amounts:

General Fund	2022	2022	2023	2023	2024	Change from 2023	
Revenues	Budget	Actual	Budget	as of 9.16.23	Budget	\$	%
Taxes	2,947,838	3,359,845	3,000,426	2,159,182	3,217,529	217,103	7.4%
Licenses and Permits	207,050	291,756	256,988	130,089	182,600	(74,388)	-35.9%
Intergovernmental	242,600	299,871	334,100	160,775	328,100	(6,000)	-2.5%
Goods and Services	271,890	271,862	272,260	204,109	179,500	(92,760)	-34.1%
Fines and Penalties	75,500	52,160	62,100	41,040	56,200	(5,900)	-7.8%
Miscellaneous	43,950	193,430	94,450	222,054	137,500	43,050	98.0%
Nonrevenues	-	850	-	9,140	6,000	6,000	0.0%
Transfers	4,000	-	2,000	-	-	(2,000)	-50.0%
Other	-	7,853	-	107,411	-	-	0.0%
Total Revenue	3,792,828	4,477,626	4,022,324	3,033,799	4,107,429	85,106	2.2%
Expenditures							
Salaries and Wages	1,863,074	1,948,229	2,019,212	1,309,479	1,950,962	(68,250)	-3.7%
Personnel Benefits	698,454	589,273	662,842	393,453	599,842	(63,000)	-9.0%
Supplies	178,735	243,891	185,534	142,291	158,335	(27,199)	-15.2%
Services	857,803	1,034,805	971,354	798,848	1,106,978	135,624	15.8%
CAPEX	103,800	66,880	116,275	152,765	215,775	99,500	95.9%
Debt Principal	45,191	41,616	40,818	32,709	-	(40,818)	-90.3%
Debt Interest	3,826	7,402	1,134	1,073	-	(1,134)	-29.6%
Transfers	30,000	29,856	27,000	48,000	30,000	3,000	10.0%
Other	-	200	-	7,800	6,000	6,000	0.0%
Total Expenses	3,780,884	3,962,153	4,024,169	2,886,419	4,067,892	43,723	1.2%
Rev-Exp	11,943	515,473	(1,845)	147,379	39,537		

Legislative

The City Council serves as the City’s policy makers. The council is the body who sets, in general, the main direction of the City while leaving details to the employees through the Mayor’s direction. More specifically, they:

- Define the functions, powers, and duties of City employees;
- Fix compensation and working conditions of City employees;
- Adopt ordinances regulating City business;
- Regulate the acquisition, sale, ownership, and other disposition of real property, structures, waterways, and more;
- Create policy framework for services citizens need and want, including cultural, recreational, safety, utilities, roads, and planning for the future of the community;
- Represent the City of Orting in regional efforts;
- Balance services needed with how to pay for this, including borrowing, taxation, and the granting of franchise.



The following table represents a summary of expenses since 2022 along with our 2024 budget expenses.

Legislative Expenditures	2022	2022	2023	2023	2024	Change from 2023	
	Budget	Actual	Budget	YTD	Budget	\$	%
New Request	-	-	-	-	-	-	0.0%
Wages	25,200	25,150	25,200	16,739	25,200	-	0.0%
Benefits	-	-	-	-	-	-	0.0%
Supplies	24,000	20,972	3,000	955	8,100	5,100	533.9%
Services	15,864	25,096	19,204	19,989	19,504	300	1.5%
Intergovernmental	-	-	-	-	-	-	0.0%
CAPEX	-	-	-	-	-	-	0.0%
7201 increase this one	-	-	-	-	-	-	0.0%
Total Expenses	65,064	71,219	47,404	37,683	52,804	5,400	11.4%

Municipal Court

The Municipal Court serves citizens and visitors to the city who have been charged with misdemeanors, civil infractions or parking violations. The Municipal Court:

- Adjudicates criminal misdemeanor offenses and imposes fines and punishments;
- Collects fines, restitution and other assessments imposed by the court and accounts for all funds received and disbursed;
- Manages jury trials;



- Assures the due process requirement of a public defender at arraignments;
- Makes decisions about civil infractions and imposes penalties and deferrals as appropriate;
- Monitors, evaluates and implements legislative mandates and changes in court rules.

The table below represents a summary of the revenue and expenses since 2022 along with the expected revenue and expense budget for 2024:

Court	2022	2022	2023	2023	2024	Change from 2023	
	Budget	Actual	Budget	YTD	Budget	\$	%
Revenues							
Goods & Services	43,350.00	19,414.89	23,650.00	10,596.85	17,200.00	(6,450)	-60.9%
Fines and Penalties	75,300.00	52,040.23	61,900.00	41,035.07	56,200.00	(5,700)	-13.9%
Miscellaneous	4,500.00	3,582.10	4,500.00	1,327.84	1,200.00	(3,300)	-248.5%
Nonrevenues	-	-	-	-	-	-	0.0%
Total Revenue	123,150	75,037	90,050	52,960	74,600	(15,450)	-17.2%
Expenditures							
New Request	-	-	-	-	-	-	0.0%
Wages	133,983	136,400	142,033	99,175	154,889	12,856	13.0%
Benefits	45,176	40,474	45,842	28,521	49,215	3,373	11.8%
Supplies	6,500	5,205	6,000	2,541	4,850	(1,150)	-45.3%
Services	13,265	13,330	18,509	15,509	19,450	942	6.1%
Intergovernmental	-	-	-	-	-	-	0.0%
Total Expenses	198,924	195,408	212,383	145,746	228,404	16,021	7.5%
Net Rev-Exp	(75,774)	(120,371)	(122,333)	(92,787)	(153,804)	(31,471)	25.7%

Executive

The Executive Department houses the offices of the Mayor and City Administrator and provides general administrative oversight and support to the other City departments. This department administers programs and policies established by the City Council and directs the day to day activities and operations for all City departments.



More specifically, the Executive Department:

- Informs the Council on City issues, problems, and future needs;
- Implements policy decisions of the Council;
- Develops and implements strategic plans for the execution of the City's mission, vision, and values;
- Provides leadership to City Departments in management and strategic planning;
- Represents the City and local concerns on a regional, state, and national level;
- Plans and implements communications strategy to keep citizens informed on City issues;
- Coordinates agendas and information for efficient city meetings;
- Coordinates response to citizen requests for public records.

2024 goals

- Continued work on the city's emergency preparedness plans and emergency management training and drills for staff

The following table summarizes expenses since 2022 and includes our 2024 budgeted expenses:

Executive Expenditures	2022	2022	2023	2023	2024	Change from 2023	
	Budget	Actual	Budget	YTD	Budget	\$	%
New Request						-	0.0%
Wages	83,163	83,254	91,301	59,494	89,456	(1,845)	-3.1%
Benefits	14,679	20,682	21,254	15,339	21,044	(210)	-1.4%
Supplies	2,300	18,515	11,650	17,132	13,900	2,250	13.1%
Services	19,700	11,242	10,700	22,463	8,000	(2,700)	-12.0%
Total Expenses	119,842	133,694	134,905	114,428	132,400	(2,505)	-1.9%

Finance & City Clerk

The Finance Department supports City operations by:

- Providing timely and accurate financial data and analytical support to assist in decision making processes at all levels;
- Maintaining the accounting software system to ensure the integrity of the City's financial data, while striving for increased efficiencies and customer service;
- Administering and monitoring the City's finances in accordance with Federal, State and Municipal laws and regulations and best practices;
- Assists City Administrator with the administration of the city's human resource functions;
- Preparing the Budget and Annual Financial Report in accordance with the Washington State Auditor's Office "Budgeting, Accounting, and Reporting System (BARS) Manual, as well as best practices;
- Coordinating audits with the Washington State Auditor's Office;
- Ensuring fiscal responsibility in debt administration and investment protocols;
- Billing, auditing, reporting, receipting, and customer support for City's utility system, including water, sewer, and stormwater.
- Providing internal and external customer service, including banking, accounts payable, accounts receivable, grant management, and cash receipting.

City Clerk supports City operations by:

- The City Clerk provides support to the Mayor, City Administrator and City Council. The Clerk manages the preparation of the Council's agendas, minutes, other official actions and is the official City Notary Public.
- The Clerk's office also provides records management, codification and publication of the City Municipal Code, processes legal notices, coordinates public hearings, records legal documents, coordinates grants, maintains the City website, updates City social media accounts, coordinates responses to public records requests, supports council committees and maintains contracts and interlocal agreement files.
- The Clerk is the official records officer for the City and maintains custody of official records and archives.



Below you can see a summary of expenses since 2022 along with our 2024 budget expenses:

Finance Expenditures	2022	2022	2023	2023	2024	Change from 2023	
	Budget	Actual	Budget	YTD	Budget	\$	%
Wages	229,896	202,495	219,839	145,385	237,934	18,095	12.4%
Benefits	110,697	92,083	78,555	41,631	76,079	(2,476)	-5.9%
Supplies	11,500	14,714	10,000	4,756	8,750	(1,250)	-26.3%
Services	82,761	172,723	111,130	100,481	132,066	20,936	20.8%
Intergovernmental	-	-	-	-	-	-	0.0%
CAPEX	1,000	102	1,000	-	-	-	0.0%
Debt Principal	-	-	-	-	-	-	0.0%
Debt Interest	-	-	-	-	-	-	0.0%
Transfers	-	-	-	-	-	-	0.0%
Total Expenses	435,854	482,118	420,524	292,255	454,829	35,305	8.4%

Legal

The city attorneys serve as the legal advisors to the Mayor, City Council, City Administrator, and other employees of the City. All city attorneys are contracted through various legal firms. The legal department:

- Represents the City of Orting in all litigation;
- Drafts and reviews all ordinances, resolutions, contracts, and agreements;
- Furnishes written opinions on all legal matters relating to the City;
- Prosecutes misdemeanors and gross misdemeanors in the Court;
- Updates Municipal Code and policy manuals.

Below is a summary of expenses since 2022 along with our 2024 budget expenses:

Legal Expenditures	2022	2022	2023	2023	2024	Change from 2023	
	Budget	Actual	Budget	YTD	Budget	\$	%
Legal Services	127,900	121,779	127,900	87,925	117,780	(10,120)	-11.5%
Total Expenses	127,900	121,779	127,900	87,925	117,780	(10,120)	-7.9%

Police

The Orting Police Department is charged to preserve the peace, investigate criminal activity, investigate traffic collisions, protect life and property, and enforce local and state statutes. The Police Department is a full-service, community-centered law enforcement agency. To accomplish the tasks it is responsible for, the organization is divided into three functional areas, Administration, Operations (Patrol and Investigations), and Support Services.

2023 AUTHORIZED FULL-TIME STAFF

POSITION	NUMBER OF AUTHORIZED STAFF
Command Staff (Chief, Lieutenants)	3
Community Services Officer	1
Detective	1
School Resource Officer	1
Records and Evidence Management	1 (Civilian)
Patrol Officers	6
Total Authorized Staff Positions	13 (12 Commissioned, 1 Civilian)

The department has an authorized full-time team of twelve commissioned Police Officers, and one civilian staff member when fully staffed. In 2022, the department added a Community Services Officer on a trial basis to strengthen community relationships and to support the increasing number of services, non-profits organizations, and local

events now available to citizens. The Community Services Officer position became a permanent addition to the department just prior to the 2023 fiscal operational period.

Further functions of the police department include:

- Working with citizens, businesses, and the community as a whole to build partnerships for a safe and strong city;
- Improve traffic safety through enforcement, engineering, and education;
- Prevent crime by participating in community events, watching crime trends, deploying resources, and working with neighboring police jurisdictions, citizens and businesses;
- Investigating criminal activity to identify suspects and build strong cases for successful prosecution;
- Maintain peace and order;
- Respond to incidents involving disorderly persons or civil unrest;
- Prepare for and respond to large scale situations and assist citizens in preparation for human-made or natural disasters.

THE 2023 FISCAL YEAR

Much like 2022, 2023 has brought significant change to the Orting Police Department which has tested the resiliency of our Officers and staff. A slurry of new legislation was handed down by the State legislature that left many Police Departments scrambling to update their policies and procedures, and develop new training programs to adapt. Most Police Departments across the State continue to find themselves with reduced staffing levels and a dwindling pool of qualified Police Officer candidates to fill

vacant positions. Increased crime rates throughout the State have only compounded the issues already faced by Washington State Law Enforcement agencies in 2023, requiring agencies and their staff to be even more flexible than ever. In 2023 the Orting Police Department was met with many of these challenges, and its Officers and staff have adapted to ensure the uninterrupted delivery of Police Services to the community.

To combat the effects of rapidly changing legislation affecting law enforcement agencies in our state, the Orting Police Department has stood firm in building upon its monthly training regime in order to keep Officer skills sharp by rapidly deploying new training at “real time” speeds. Using a “train the trainer” method to deliver training material provides senior Officers with additional opportunities to build upon their leadership skills by delivering instruction to younger staff.

In 2023, Officers received training in essential disciplines such as;

- Vehicle pursuits, and pursuit policy updates
- Use of force, use of force policy updates, and use of force de-escalation
- Mental health response and crisis intervention
- Peer support and critical incident programs
- Policy updates relating to juveniles and juvenile law
- Policy and legal updates on domestic violence responses, court orders, and firearms.
- Prosecutor led training on general case law, legal, and policy changes.

2023 also allowed us to improve relationships with many of our law enforcement partners. In years past, the Orting Police Department relied heavily on the resources of outside agencies in order to handle certain high priority events without contributing staff or equipment to the same level as other agencies of similar size and population. In 2023, we committed to improving our level of participation with surrounding agencies by contributing additional staff and taking a more active role in the response teams that are available to us. This is important because investing in these teams not only improves relationships with our police partners, but it also takes advantage of the cost-sharing benefits that are already inherent in multi-jurisdiction partnerships. Throughout 2023, the Orting Police Department has provided resources to actively contribute to response teams improving our ability to deliver services such as:

- SWAT/High Risk responses
- Major Traffic Collision investigations
- Peer support and critical incident debriefings
- Emergency management and hazard mitigation services

EQUIPMENT AND SAFETY UPGRADES

The Police Department was able to make significant upgrades to old and outdated capital equipment during the 2023 fiscal year. These upgrades included a full replacement of Stop-Stick inventory (devices used to disable the tires of vehicles fleeing from law enforcement), upgrades to the body armor worn by Patrol Officers in the field, and replacing an all-gas vehicle with an all-electric vehicle to reduce fleet related costs. Additionally, the Police Department continues to realize the additional cost savings associated with vehicle maintenance and fuel consumption by adopting the City’s updated vehicle replacement policy, which aims to replace aging and high-mileage vehicles before they require costly maintenance.

CONTINUED COMMITMENT TO COMMUNITY

The Orting Police Department continued its commitment to Community in 2023 by participating in community events, working with businesses, and increasing its social media presence. Our partnership with community members has proven to be a valuable investment that benefits all citizens. Some of the many events we attend each year in partnership with the community are annual events such as the Daffodil parade, Touch-a-Truck, Shop with a Cop, Orting Police Trick or Treat Night, Orting Red Hat Days, Orting Pumpkin Festival and the Orting Tree Lighting and Holiday event. Other events are coffee and donuts with a cop and senior center meet and greets.

HIRING AND RETENTION

Throughout the year, we have continued to make recruiting, hiring, and retention a top priority. In addition to the recruiting video created in late 2022, we constantly review and update our recruiting materials and attend job fair events throughout the year in our quest to find new talented Officers.

We have worked closely with the Orting Civil Service Commission to conduct a full review of the Police Officer hiring process and were able to significantly reduce the length of time taken for a successful applicant to become hired.

2024 AND BEYOND

Moving into 2024, the Police Department will continue to focus efforts on quality training, commitment to community involvement, recruiting and retaining highly skilled Officers, and reducing overall crime in the City. While 2023 posed a unique set of challenges to Officers and staff, our efforts to reduce crime have held strong. Crime rates in Orting have fallen in recent years while rates in surrounding areas have skyrocketed. The department is proud of its Officers and Staff as they continue to demonstrate their professionalism and ability to be resilient, adaptable and ability to get the job done. We love our community and are looking forward to 2024!

The following table summarizes the police expenses since 2022 and shows the budgeted expenses for 2024:

Police Expenditures	2022	2022	2023	2023	2024	Change from 2023	
	Budget	Actual	Budget	YTD	Budget	\$	%
Wages	1,236,555	1,326,012	1,385,951	833,086	1,264,857	(121,094)	-14.5%
Benefits	467,559	385,745	469,039	268,011	398,934	(70,105)	-26.2%
Supplies	55,450	70,429	73,050	62,852	63,200	(9,850)	-15.7%
Services	286,591	282,621	306,492	268,917	370,279	63,788	23.7%
Intergovernmental	-	-	-	-	-	-	0.0%
CAPEX	102,800	66,779	115,275	152,687	215,275	100,000	65.5%
Debt Principal	45,191	41,616	40,818	32,709	-	(40,818)	-124.8%
Debt Interest	3,826	7,402	1,134	1,073	-	(1,134)	-105.7%
Transfers	-	-	-	-	-	-	0.0%
Total Expenses	2,197,973	2,180,603	2,391,759	1,619,335	2,312,546	(79,213)	-3.3%

Building/Code Enforcement

Building and code enforcement were combined under one budget starting in 2020. One reason is strictly due to how the state auditor organizes these expenses in our chart of accounts. The second reason is that these are really two complementary functions, and in a lot of cases Code Enforcement and the Building Official work side by side on various code enforcement issues.

The primary goal for Code Enforcement is to manage code enforcement issues through voluntary compliance. Voluntary compliance requires relationship building and gaining credibility can be difficult over the phone and through letters. Progress sometimes requires further efforts to include authorizing the City Attorney to pursue compliance of Chronic Nuisance properties through the court system.

The goal of the building department is to ensure that all structures that are built within the city are built to meet the current building codes that the city and the State of Washington have adopted. Further, the building official makes sure that all structures that are built within the flood plains within the city meet FEMA's regulations. The building department works with the City Planner and City Engineer to ensure that all current regulations are being followed. 2023 Building revenue is much lower than anticipated which has impacted 2024 budget estimates. This decrease in revenue is due to less building activity within the city. For 2024 management is looking at alternative ways to utilize the building official to keep their plate full.

Below represents a summary of revenue and expenses of the Building department since 2022 along with a summary of our 2024 budgeted revenue and expenses:

Building/Code Enforcement	2022	2022	2023	2023	2024	Change from 2023	
Revenue	Budget	Actual	Budget	YTD	Budget	\$	%
Licenses and Permits	86,000	161,729	134,938	58,720	63,100	(71,838)	-53.2%
Goods & Services	78,950	95,509	78,950	44,273	40,700	(38,250)	-48.4%
Fines and Penalties	-	-	-	-	-	-	0.0%
Total Revenue	164,950	257,238	213,888	102,993	103,800	(110,088)	-101.7%
Expenditures							
Wages	129,966	113,200	122,924	98,607	106,421	(16,502)	-13.4%
Benefits	58,271	36,962	45,280	25,449	37,988	(7,291)	-16.1%
Supplies	5,135	(2,292)	6,085	7,930	6,885	800	13.1%
Services	27,486	33,033	28,464	28,597	43,911	15,447	54.3%
Intergovernmental	-	-	-	-	-	-	0.0%
CAPEX	-	-	-	79	-	-	0.0%
Debt Principal	-	-	-	-	-	-	0.0%
Debt Interest	-	-	-	-	-	-	0.0%
Transfers	-	-	-	-	-	-	0.0%
Total Expenses	220,858	180,903	202,753	160,661	195,206	(7,547)	-3.7%
Net Rev-Exp	(55,908)	76,335	11,135	(57,668)	(91,406)	(102,540)	-920.9%

Planning

Administrative

The Planning Department is often the first point of contact for development proposals and staffs the Architectural Design Review Board, Planning Commission, City Council, Hearing Examiner meetings, and public hearings. The Planning Department is often asked to provide drafts of agenda bills, resolutions and ordinances, and provide assistance with grant applications. The Planning Department functions are handled partially in-house by the Planning Secretary for Planning Commission support. Since September 2019, the Planning Department functions have been performed by AHBL, Inc.

Current Planning or Development Review

The Planning Department is responsible for coordinating and leading the City's review of land use applications which includes a variety of permits and review processes. The Planning Department is also responsible for conducting environmental review under the State Environmental Policy Act (SEPA) and administering the City's critical areas regulations, Shoreline Master Program, and floodplain development regulations.

Long-Range Planning

The Planning Department is responsible for preparing land use code updates as well as updates of long-range policy documents such as the Comprehensive Plan, subarea plans, the Shoreline Master Program, buildable lands reporting, and portions of the City's Capital Improvement and Transportation Improvement Plans. This work involves coordination with outside agencies and the City Attorney.

Departmental Goals for 2024

The Planning Department has several goals for 2024. Some are based on code or state mandated timelines, while others are related to reducing liability or increasing customer service. These include:

- Complete the Comprehensive Plan.
- Identify and prepare code amendments on a timely basis;
- Update forms to include most recently adopted codes and processes;
- Provide a Frequently Asked Planning Questions section for the City's website;
- Update the City's Fee Schedule to establish an upfront deposit for third party review services in development review;
- Establish a site plan review process in the Orting Municipal Code;
- Identify and apply for grants annually; and
- Return all phone calls within 24 hours and schedule pre-application meetings within three days;



Below is a summary of expenses since 2022 along with our 2024 budget expenses:

Planning Expenditures	2022	2022	2023	2023	2024	Change from 2023	
	Budget	Actual	Budget	YTD	Budget	\$	%
Wages	-	11,981	-	7,389	-	-	-
Benefits	-	-	-	-	-	-	-
Supplies	2,200	4,108	2,200	835	2,200	-	0.0%
Services	122,200	127,038	176,000	127,060	185,000	9,000	7.1%
Intergovernmental	-	-	-	-	-	-	-
CAPEX	-	-	-	-	-	-	-
Debt Principal	-	-	-	-	-	-	-
Debt Interest	-	-	-	-	-	-	-
Transfers	-	-	-	-	-	-	-
Total Expenses	124,400	143,126	178,200	135,284	187,200	9,000	6.7%

Parks & Recreation Department

Here at the City of Orting Parks & Recreation department, our mission is to provide quality recreation opportunities, as well as access to welcoming parks, trails, and open spaces, in order to strengthen the sense of community within Orting and promote connection with the outdoors. Orting is a family-oriented city that thrives in part due to its frequent community events, recreation programs, and outdoor recreation opportunities.



Our recreation programs aim to enhance and enrich the lives of *all* of our community members. 2023 has been filled with the continuation of well-loved, successful programs like youth dance and youth soccer, as well as the addition of many new programs including youth summer day camps, youth arts and crafts classes, adult dance fitness and line dancing, and adult paint and crafting classes. The Spring and Fall 2023 seasons of youth soccer had the highest enrollment numbers to date, with over 130 participants each season. Our Spring youth dance session also had its highest enrollment numbers to date with 85 enrollments. Our summer day camp program had a total of 94 enrollments. We also look forward to continuing and expanding our holiday-themed

programs in 2023 and 2024, including the very successful “Cookies with Mrs. Claus” event held in 2022, as well as additional holiday themed events and classes.

Our vision as we look toward 2024 is to continue our successful existing programs, as well as expand and improve newer programs like our summer youth day camp and holiday events and programs. Having funds specifically allotted toward these newer programs will allow us to keep enrollment costs low, enabling individuals and families to more easily and frequently participate in our recreation programs. We want all of our community members to have the option to participate in our recreation programming, and additional funding supports this goal.

Events in Orting are thriving more than ever! 2023 has seen the continuation of city-sponsored events like the Daffodil Festival and Parade, Orting Valley Farmers Market, Kings Men Car Show, 4th of July Festival, Orting Rock Festival, Touch-a-Truck event, Summerfest, Red Hat Days Festival, Pumpkin Fest, and Home for the Holidays Festival. New events have emerged this year as well, including the Bigfoot 10k Ruck/Walk in October as well as other community events organized by local businesses and





organizations. With regard to events in 2024, our vision is to continue to support events that foster community connections and highlight Orting’s history, as well as improve and expand city-organized events like the 4th of July Festival, Touch-a-Truck event, and Home for the Holidays event

We are always open to new program and event ideas! We encourage community members to reach out if they have an idea for a recreation program or local event that we currently do not offer.



The following table represents a summary of the Parks and Recreation department since 2022 along budget amounts for 2024:

Parks & Recreation	2022	2022	2023	2023	2024	Change from 2023	
	Budget	Actual	Budget	YTD	Budget	\$	%
Revenues							
New Requests							
Activities	49,440	45,865	62,500	56,368	46,500	(16,000)	-28.4%
Event Fees/Rentals	3,700	10,926	3,700	9,476	9,000	5,300	55.9%
Total Revenue	53,140	56,791	66,200	65,844	55,500	(10,700)	27.5%
Expenses							
Wages	24,312	49,739	31,965	49,605	72,205	40,240	81.1%
Benefits	2,071	13,326	2,871	14,502	16,581	13,710	94.5%
Supplies	26,050	54,278	55,700	22,348	46,350	(9,350)	-41.8%
Services	2,910	8,720	1,800	3,131	6,107	4,307	137.6%
Total Expenses	55,344	126,064	92,337	89,586	141,244	48,907	54.6%
Net Rev-Exp	(2,204)	(69,273)	(26,137)	(23,742)	(85,744)	(59,607)	251.1%

Streets

The Street Operating Fund manages the City's 31.72 miles of residential streets, city owned sidewalks, curbs, gutters and other transportation- related activities.

The streets fund is managed by the Public Works Department. Efforts include:

- Thermal plastic and repainting of street markings;
- Street Sweeping
- Snow & ice removal;
- Ditch cleaning; landscaping, noxious weed control
- Street tree pruning;
- Grading gravel alleyways & shoulders
- Sign maintenance & replacement;
- Filling potholes, Placing asphalt, cold mix (temporary) crack sealing; and
- Construction and improvement of all non-arterial streets and alleyways;

The City Council accepted lead agency of the pedestrian bridge project in 2016 through the passage of Resolution 2016-24. Since that point the city has completed the bridge design and has secured \$6 million from the state for construction costs along with a \$2.2 million transfer from the general fund. The City is currently looking for additional funds to cover the engineer's estimate of about \$9 million. Due to this funding shortfall, the street fund currently shows a substantial deficit which we expect to close with additional funding sources or favorable bidding conditions. Crossing State Route (SR) 162, this bridge will provide a safe pathway for Orting citizens and will enhance the City's disaster preparedness.

For 2023 the Streets fund will continue working on design of the Whitehawk Bypass. This project will allow traffic that is passing through town to flow more easily and ease congestion.

The following table summarizes the revenues and expenses of the Streets fund since 2022 and shows the 2024 budgeted amounts:

Streets Revenues	2022 Budget	2022 Actual	2023 Budget	2023 as of 9.16.23	2024 Budget	Change from 2023	
						\$	%
Taxes	180,000	415,699	180,000	113,305	180,000	-	0.0%
Licenses and Permits	-	-	-	-	-	-	0.0%
Intergovernmental	6,163,000	260,864	6,164,000	237,457	6,174,000	10,000	0.2%
Goods and Services	-	-	-	-	-	-	0.0%
Fines and Penalties	-	-	-	-	-	-	0.0%
Miscellaneous	17,200	39,882	51,500	40,739	55,200	3,700	21.5%
Nonrevenues	-	-	-	-	-	-	0.0%
Transfers	-	-	-	-	2,200,000	2,200,000	0.0%
Other	-	-	-	-	-	-	0.0%
Total Revenue	6,360,200	716,445	6,395,500	391,501	8,609,200	2,213,700	34.8%
Expenditures							
Salaries and Wages	100,354	107,937	110,319	67,482	99,053	(11,265)	-11.2%
Personnel Benefits	57,675	40,264	50,158	20,864	43,895	(6,263)	-10.9%
Supplies	6,275	12,402	16,975	16,042	25,500	8,525	135.9%
Services	822,060	444,667	298,064	235,634	229,810	(68,254)	-8.3%
CAPEX	653,500	96,547	9,047,226	33,476	9,689,700	642,474	98.3%
Debt Principal	-	-	-	-	-	-	0.0%
Debt Interest	-	-	-	-	-	-	0.0%
Transfers	3,281	-	-	-	-	-	0.0%
Other	-	-	-	-	-	-	0.0%
Total Expenses	1,643,145	701,818	9,522,742	373,497.69	10,087,958	565,217	34.4%
Rev-Exp	4,717,055	14,627	(3,127,242)	18,003	(1,478,758)		

This page was intentionally left blank.

Cemetery

This department serves individuals who are planning for their future resting place, families who need to schedule an interment and those visiting loved ones who are already laid to rest.

The Cemetery:

- Assists individuals planning for their future;
- Assists family and friends who need to make arrangements for the repose of loved ones who have passed away;
- Maintaining a peaceful and beautiful facility and grounds;
- Offering many options to fully serve the wishes of individuals, from a variety of plot options to columbarium niches.



In 2024, the City is planning to start the installation of an irrigation system by completing one or two sections within the cemetery each year. This project is contributing to an imbalance in the fund as this cost is being covered by cash on hand.

We expect sales of cemetery lots and niches to continue to be slow. We are expecting to transfer about \$30 thousand to the cemetery fund from the general fund to help balance revenues and expenses. The following table summarizes the cemeteries' revenues and expenses since 2022 along with the 2024 budget:

Cemetery	2022	2022	2023	2023	2024	Change from 2023	
Revenues	Budget	Actual	Budget	as of 9.16.23	Budget	\$	%
Goods and Services	28,000	59,253	46,300	28,988	33,700	(12,600)	-45.0%
Miscellaneous	-	1,198	-	2,060	750	750	0.0%
Nonrevenues	-	-	-	-	-	-	0.0%
Transfers	27,800	-	27,000	13,000	30,000	3,000	10.8%
Total Revenue	55,800	60,451	73,300	44,049	64,450	(8,850)	-15.9%
Expenditures							
Salaries and Wages	14,621	32,740	24,313	15,890	18,409	(5,904)	-40.4%
Personnel Benefits	9,322	14,818	11,703	6,677	10,155	(1,549)	-16.6%
Supplies	2,925	4,076	2,925	951	2,925	-	0.0%
Services	26,200	39,211	29,765	33,843	32,360	2,595	9.9%
CAPEX	-	10,172	15,000	600	25,900	10,900	0.0%
Debt Principal	-	-	-	-	-	-	0.0%
Debt Interest	-	-	-	-	-	-	0.0%
Transfers	1,956	-	500	-	-	(500)	-25.6%
Total Expenses	55,025	101,017	84,206	57,962	89,749	5,543	10.1%
Rev-Exp	775	(40,566)	(10,906)	(13,913)	(25,299)		

Parks



The Parks Department provides a variety of facilities and support for recreation, health, economic development, community building, and quality of life. This department develops long-range plans of future projects, buildings, and upgrades to park facilities and trails. In addition, the parks department tends to day-to-day maintenance and use of parks and City facilities including:

- Mows, cleans and maintains city owned athletic fields;
- Maintains parks grounds
- Maintains the park play equipment;
- Maintains the portion of the Foot Hills Trail that passes through the city;



The city completed a Master Park Plan which assists with the planning and implementation of park projects in the main park. The goal of the master plan is to make the park more accessible, address parking issues, add continuity to the different sections of the park, plan for future additions to the park and set the city up to be competitive for grants to complete these improvements. Aspects of this plan are currently being implemented as staff have applied and received grant funding for trail realignment as well as working with developers to provide in-kind improvements in Charter Park.

The following table summarizes revenues and expenses since 2022 along with budgeted amounts for 2023:

Parks Revenues	2022 Budget	2022 Actual	2023 Budget	2023 as of 9.16.23	2024 Budget	Change from 2023	
						\$	%
Taxes	270,000	536,411	300,000	202,263	280,000	(20,000)	-7.4%
Intergovernmental	-	194,000	-	-	-	-	0.0%
Goods and Services	8,400	18,269	10,000	-	5,000	(5,000)	-59.5%
Miscellaneous	3,000	15,142	3,000	27,260	11,300	8,300	276.7%
Transfers	-	-	-	-	-	-	0.0%
Other	-	-	-	-	-	-	0.0%
Total Revenue	281,400	763,821	313,000	229,523	296,300	(16,700)	-5.9%
Expenditures							
Salaries and Wages	84,224	121,741	151,691	136,942	110,199	(41,491)	-49.3%
Personnel Benefits	50,601	58,055	69,146	58,708	56,956	(12,190)	-24.1%
Supplies	16,775	13,892	16,000	9,252	20,500	4,500	26.8%
Services	84,855	137,472	102,479	92,215	126,866	24,387	28.7%
CAPEX	21,600	12,457	44,850	55,040	165,550	120,700	558.8%
Transfers	4,809	-	-	-	-	-	0.0%
Total Expenses	262,864	343,617	384,165	352,157	480,071	95,906	36.5%
Rev-Exp	18,536	420,204	(71,165)	(122,634)	(183,771)		



Tourism Fund



The tourism fund receives revenue via a tax on overnight accommodation within the City.

Since we do not have any hotels or motels within the city, this revenue is derived via room or house sharing platforms like Vacation Rental by Owner or Airbnb.

The money this fund receives can only be used to support tourism within Orting.

The following table represents a summary of revenues and expenses since 2022 including the 2024 budget:

Tourism	2022	2022	2023	2023	2024	Change from 2023	
Revenues	Budget	Actual	Budget	as of 9.16.23	Budget	\$	%
Taxes	210	753	210	4,075	440	230	109.5%
Miscellaneous	10	93	10	154	70	60	600.0%
Total Revenue	220	846	220	4,229	510	290	131.8%
Expenditures							
Supplies	-	-	-	-	-	-	0.0%
Services	5,000	-	5,000	-	9,000	-	0.0%
Services	-	-	-	-	-	-	0.0%
Total Expenses	5,000	-	5,000	-	9,000	-	0.0%
Rev-Exp	(4,780)	846	(4,780)	4,229	(8,490)		

Transportation Benefit District

The Transportation Benefit District (TBD) was formed to help fund maintenance of existing streets and sidewalks. In 2020 due to initiative 976, the mechanism by which TBD funds were raised, through car tabs, was in jeopardy. Subsequently the Washington State Supreme Court declared the initiative unconstitutional, and municipalities were able to continue raising TBD revenue through car tabs. In 2021 the council appointed an ad hoc committee to review both revenue and expenditures for this fund as it supports the maintenance of City streets. In support of future use of existing funds and considerations of future funding, a street condition assessment and ADA transition plan was completed in 2023. Council discussion related to these topics is ongoing. The TBD fund currently has a balance of \$246 thousand to be used for maintenance projects.

The following table represents a summary of the fund's expenses since 2022 along with our budget for 2024:

TBD Revenues	2022 Budget	2022 Actual	2023 Budget	2023 as of 9.16.23	2024 Budget	Change from 2023	
						\$	%
Taxes	-	20	-	-	-	-	0.0%
Miscellaneous	400	4,634	400	7,996	2,950	2,550	637.5%
Total Revenue	400	4,654	400	7,996	2,950	2,550	637.5%

Expenditures

Salaries and Wages	-	-	-	-	-	-	0.0%
Personnel Benefits	-	-	-	-	-	-	0.0%
Supplies	-	-	-	-	-	-	0.0%
Services	-	-	-	-	-	-	0.0%
CAPEX	-	36,616	280,000	9,538	240,000	(40,000)	0.0%
Total Expenses	-	36,616	280,000	9,538	240,000	(40,000)	0.0%
Rev-Exp	400	(31,962)	(279,600)	(1,542)	(237,050)		



Housing Fund

In 2023 council imposed a 0.1% sales tax on Orting residents to pay for new units of affordable housing or behavioral health facilities. While our councils typically shy away from imposing new or increasing existing taxes, without Orting imposing this, Pierce County would have imposed it and would have controlled how the funds are used. Revenue started being collected over the summer period, and it is estimated that we will collect about \$130 thousand in 2024. Council appointed an ad-hoc committee to work through options to spend this funding, and as of publication of this budget no final use has been determined.

Housing Revenues	2022 Budget	2022 Actual	2023 Budget	2023 as of 9.16.23	2024 Budget	Change from 2023	
						\$	%
Taxes	-	-	-	97	130,000	(97)	0.0%
Intergovernmental	-	-	-	-	-	-	0.0%
Miscellaneous	-	-	-	-	50	-	0.0%
Total Revenue	-	-	-	97	130,050	(97)	0.0%
Expenditures							
Services	-	-	-	-	-	-	0.0%
CAPEX	-	-	-	-	130,000	130,000	0.0%
Total Expenses	-	-	-	-	130,000	130,000	0.0%
Rev-Exp	-	-	-	97	50		

Transportation Impact Fee Fund

Transportation Impact Fees are charged on all new construction within Orting based on their marginal impact to traffic. These funds are used on expanding existing infrastructure or new infrastructure. We budget for these fees based on how many new houses we anticipate being constructed for 2024.

For the 2024 budget the Transportation Impact fund will support the Whitehawk Bypass project.

Below is a summary of the revenues and expenses of this fund since 2022 along with our 2024 budgeted amounts:



Transportation Impact	2022	2022	2023	2023	2024	Change from 2023	
Revenues	Budget	Actual	Budget	as of 9.16.23	Budget	\$	%
Intergovernmental	-	-	-	-	-	-	0.0%
Goods and Services	21,490	49,450	25,000	-	5,000	(20,000)	-93.1%
Miscellaneous	100	3,856	300	5,953	2,100	1,800	1800.0%
Total Revenue	21,590	53,305	25,300	5,953	7,100	(18,200)	-84.3%
Expenditures							
Services	-	-	-	-	-	-	0.0%
CAPEX	-	-	400,000	-	405,000	5,000	0.0%
Total Expenses	-	-	400,000	-	405,000	5,000	0.0%
Rev-Exp	21,590	53,305	(374,700)	5,953	(397,900)		

Public Works



The Public Works Department operates and manages the operations of the Water, Water Resource Recovery and the Stormwater funds.

They also maintain the City's streets and parks.

Two elements frequently precede growth—honesty and discomfort. In 2023, Orting Public Works traded in all three. First, honest operational assessments of risks and challenges preceded discomfort as necessary departmental changes took shape to optimize the Public Works shop and fortify its culture. Ultimately, we reframed obstacles as opportunities. As a result, we grew and continue to grow. Our work force grew, our skillsets grew, and our capabilities have grown as we serve our residents with the mission of making Orting a great place for families to live. Our team's commitment to Orting's values are evident in many ways:

- **Integrity** - Media replacement in Well 1 – this required full-team efforts to return the system to an ideal functioning state.
- **Initiative** - Parks reinvestment – More attention to beautifying public spaces in advance, with less reactive maintenance later. Ballfield preparation has been professionalized and standards have raised, making our ballparks a key backdrop for community and camaraderie.
- **Initiative** - Sidewalk grinding – slip, trip, and fall hazards eliminated at hundreds of sites, making our sidewalks safer for Orting residents of all ages.
- **Teamwork** - Strengthening community partnerships – at the golf course, around town, working with residents to the greatest extent allowable, pays off with a well-informed, collaborative populace, and more reliable service delivery.
- **Initiative** – Water treatment chlorine skid ensures more efficient, accurate dosing, easier maintenance, updated equipment, decreased time on maintenance, maintenance calls, and lead time between replacements.
- **Safety** Crews found and remediated a sewer line connected to a storm sewer, off a simple locate.

With mindful investment, 2024 presents several practical ways for Public Works to continue improving its service delivery methods:

- **Enclosed Garage Doors** of the Public Works shop will increase security, reduce theft and vandalism, create more usable space inside, and better protect our structure and equipment from harsh weather.
- **Front Deck 0' Turn Lawn Mower** will replace end-of-life equipment and more quickly maintain beautiful ballfields for our residents.
- **Tilt-deck Trailer** will replace our incumbent from 1987 with a safer, more maneuverable alternative, allowing the PW team greater responsiveness during emergencies and lower maintenance costs in between.
- **Street Sweeper** will reduce steadily-increasing maintenance costs and improve debris and fluids removal after accidents, before park events, and after adverse weather. A new sweeper will also allow for more frequent cleanings, enabling better storm water management and preventing NPDES violations.
- **Lift Station Grinder Pumps for Rainier Meadows** will better process solids present in pumped liquids. Over time, the system will realize better functions and reduced mean time between failures.

Likewise, Public Works staff will be central to the technical considerations and operational experience vital to shepherding several major capital projects on their path from design to build and care.

Aside from the dirty but life-preserving work and its requisite investments mentioned above, Public Works anticipates more attention paid to employee engagement, development, and retention. We will accomplish this with focus on the professionalization of our staff, standardization of our processes, and an expectation of leading by example, via commitment to the City of Orting's values, at every department level.

Water Fund

The Public Works Department operates and maintains the operation of 45.12 miles of water mains, three wells and two springs while the Finance Department manages customer service, accounting, and utility billing. Every business and residence in Orting utilize the water utility and it also serves a number of residences and businesses outside city limits.

In 2024 the water fund will be working on tackling a number of larger maintenance projects. We are also going to be responsible for moving water mains that conflict with Washington State Department of Transportation fish passage and intersection projects along HWY 162.

In 2024, the Public Works Department will continue to work on meter upgrades to enable staff to read water meters remotely.

Below contains a summary of the revenues and expenses since 2022 along with the 2024 budget amounts:

Water Revenues	2022 Budget	2022 Actual	2023 Budget	2023 as of 9.16.23	2024 Budget	Change from 2023	
						\$	%
Goods and Services	2,006,581	2,284,008	2,049,466	1,689,358	2,327,800	278,334	13.9%
Fines and Penalties	22,000	48,750	22,000	37,000	30,000	8,000	36.4%
Miscellaneous	8,000	37,675	11,000	78,022	27,500	16,500	206.3%
Nonrevenues	-	-	-	-	-	-	0.0%
Transfers	-	-	-	-	-	-	0.0%
Other	-	-	-	-	-	-	0.0%
Total Revenue	2,036,581	2,370,434	2,082,466	1,804,381	2,385,300	302,834	14.9%
Expenditures							
Salaries and Wages	621,343	566,097	718,983	428,588	844,429	125,446	20.2%
Personnel Benefits	279,154	210,785	290,451	147,325	355,189	64,738	23.2%
Supplies	37,700	66,803	78,000	52,476	82,500	4,500	11.9%
Services	480,021	541,158	520,538	543,228	1,011,718	491,180	102.3%
CAPEX	405,450	84,711	777,160	126,034	1,606,100	828,940	204.4%
Debt Principal	164,000	163,822	164,000	-	164,000	-	0.0%
Debt Interest	20,000	19,659	20,000	-	20,000	-	0.0%
Transfers	-	-	-	-	-	-	0.0%
Other	-	-	-	-	-	-	0.0%
Total Expenses	2,007,667	1,653,034	2,569,132	1,297,651	4,083,936	1,514,805	75.5%
Rev-Exp	28,914	717,399	(486,666)	506,729	(1,698,636)		



Water Resource Recovery Fund

The Public Works Department operates and maintains the Water Resource Recovery facility, 39.44 miles of wastewater mains and 5 pump stations while the Finance Department manages the customer service and accounting processes. Most businesses and residences in Orting use the sewer utility, and the utility also serves a number of businesses and residences outside city limits, including the High Cedars neighborhood.

The Water Resource Recovery fund continued to build a fund balance during 2023 in anticipation of upgrades to the sewer plant that we have been working on for a few years. In 2024 we will continue design of this project and work on additional sewer line rehabilitation projects.

Below is a table that summarizes the revenues and expenses of the sewer fund since 2022 along with the 2024 budget amounts:

Water Resource Recovery	2022	2022	2023	2023	2024	Change from 2023	
Revenues	Budget	Actual	Budget	as of 9.16.23	Budget	\$	%
Goods and Services	2,517,648	2,705,665	2,825,167	1,960,839	2,737,000	(88,167)	-3.5%
Miscellaneous	17,500	136,821	17,100	271,109	98,000	80,900	462.3%
Nonrevenues	-	-	-	-	-	-	0.0%
Transfers	-	-	-	-	-	-	0.0%
Other	10,000,000	-	10,000,000	-	1,250,000	(8,750,000)	-87.5%
Total Revenue	12,535,148	2,842,486	12,842,267	2,231,947	4,085,000	(8,757,267)	-69.9%
Expenditures							
Salaries and Wages	579,270	536,363	694,998	377,591	685,338	(9,660)	-1.7%
Personnel Benefits	283,054	197,502	289,188	133,052	272,356	(16,832)	-5.9%
Supplies	69,000	90,994	81,000	62,255	99,500	18,500	26.8%
Services	1,353,397	1,164,176	1,019,943	568,060	799,413	(220,530)	-16.3%
CAPEX	12,515,250	1,181,419	16,788,070	123,976	1,683,300	(15,104,770)	-120.7%
Debt Principal	-	-	-	-	-	-	0.0%
Debt Interest	-	-	-	-	-	-	0.0%
Transfers	-	-	-	-	-	-	0.0%
Other	-	-	-	-	-	-	0.0%
Total Expenses	14,799,972	3,170,453	18,873,198	1,264,934	3,539,906	(15,333,292)	-103.6%
Rev-Exp	(2,264,823)	(327,968)	(6,030,932)	967,014	545,094		



Stormwater Fund



Orting is a City that sits between two rivers. To say we have stormwater problems is like saying it rained on Noah. If you have lived here through a winter, you will know that ground water becomes surface water, and if you try digging even a few inches where you think it's dry, you will soon have a hole full of muddy water.

The Public Works Department operates and maintains 41.1 miles of storm pipe, 22 ponds and one pump station for our stormwater system while the Finance Department manages the customer service and accounting processes.

The Stormwater Department's Goal is to keep our waterways free of pollutants and meet the requirements of our National Pollution Discharge Elimination System (NPDES.)

Below is a summary of revenues and expenses since 2022 along with 2024 budgeted amounts:

Stormwater	2022 Budget	2022 Actual	2023 Budget	2023 as of 9.16.23	2024 Budget	Change from 2023	
						\$	%
Intergovernmental	325,000	91,466	322,000	75,000	275,000	(47,000)	-14.5%
Goods and Services	944,504	1,035,531	953,707	741,377	1,125,000	171,293	18.1%
Miscellaneous	5,100	31,877	5,100	73,008	25,000	19,900	390.2%
Transfers	-	-	-	-	-	-	0.0%
Other	-	-	-	-	-	-	0.0%
Total Revenue	1,274,604	1,158,874	1,280,807	889,385	1,425,000	144,193	11.3%
Expenditures							
Salaries and Wages	438,271	317,693	416,538	203,135	469,461	52,923	12.1%
Personnel Benefits	228,594	120,965	175,200	69,442	202,538	27,338	12.0%
Supplies	15,300	32,599	20,100	20,106	26,000	5,900	38.6%
Services	421,445	310,726	480,322	174,806	466,488	(13,834)	-3.3%
CAPEX	2,435,850	84,175	2,559,810	176,128	2,062,200	(497,610)	-20.4%
Debt Principal	-	-	-	-	-	-	0.0%
Debt Interest	-	-	-	-	-	-	0.0%
Transfers	-	-	-	-	-	-	0.0%
Other	-	-	-	-	-	-	0.0%
Total Expenses	3,539,460	866,157	3,651,970	643,617	3,226,687	(425,283)	-12.0%
Rev-Exp	(2,264,857)	292,717	(2,371,163)	245,768	(1,801,687)		

Appendix A: Capital Improvement Plan

See next page for Capital Improvement Plan.

Project No.	Fund	APPENDIX A 2024-2029 TRANSPORTATION PLAN (TIP) & CAPITAL IMPROVEMENT PROGRAM (CIP)						Project Costs
TRANSPORTATION IMPROVEMENT PROGRAM (TIP)								
		Arterial Streets	2024	2025	2026	2027	2028	2029
1	101/401/408/410	Whitehawk Boulevard Extension Design						
1	101/401/408/410	Whitehawk Boulevard Extension Right of Way		\$ 910,000				
1	101/401/408/410	Whitehawk Boulevard Extension Construction Phase 1			\$ 5,500,000			
1	101/401/408/410	Whitehawk Boulevard Extension Construction Phase 2				\$ 5,500,000		
1	101/401/408/410	Whitehawk Boulevard Extension Construction Phase 3						\$ 11,910,000
2	101/401/408/410	Kansas Street SW Reconstruction Design						
2	101/401/408/410	Kansas Street SW Reconstruction Final Design		\$ 75,000				
2	101/401/408/410	Kansas Street SW Reconstruction Construction			\$ 1,400,000	\$ 4,000,000		\$ 5,475,000
3	State Grant	SR 162 Emergency Evacuation Bridge Design						
3	State Grant	SR 162 Emergency Evacuation Bridge Construction	\$ 5,000,000	\$ 4,000,000				\$ 9,000,000
Street Preservation & Maintenance Program								
4	101	Pavement Management Program						\$ -
4	101	Annual Pavement Preservation Program	175,000	200,000	200,000	\$ 200,000	\$ 200,000	\$ 200,000
Non-Motorized Projects								
5	101	ADA Compliance Annual Program	\$ 50,000	\$ 65,000	\$ 65,000	\$ 65,000	\$ 65,000	\$ 65,000
5	101	Implement Programming						
\$ 27,935,000								
STORMWATER CAPITAL IMPROVEMENT PROGRAM (CIP)								
		Infrastructure Improvements	2024	2025	2026	2027	2028	2029
A-1	6	410	Village Green Outfall Design (completed)					
	6	410	Village Green Outfall Construction	\$ 790,000				\$ 790,000
	7	410	Calistoga St W Stormwater / Kansas St SW Outfall Design					
	7	410	Calistoga St W Stormwater / Kansas St SW Outfall Construction	\$ 2,000,000				
	7B	410	Kansas Street Stormwater Improvement					\$ 2,500,000
	8	410	Levee Construction Management					\$ -
Program: On going NPDES								
	9	410	Stormwater Management Plan Updates	\$ 5,000	\$ 5,000	\$ 5,000	\$ 5,000	\$ 5,000
	10	410	Stormwater Management Action Planning (SMAP)					\$ 30,000
Program: On Going Levee								
	11	410	Levee Certification	\$ -	\$ -	\$ 45,000	\$ 45,000	\$ 45,000
\$ 3,485,000								
WATER CAPITAL IMPROVEMENT PROGRAM (CIP)								
		Infrastructure Improvements	2024	2025	2026	2027	2028	2029
	12	401	Sand Filter for Well 1	X				\$ -
	13	401	WSDOT Water Line Replacement	\$ 60,000	\$ 60,000	\$ 60,000	\$ 60,000	\$ 60,000
	14	401	Well 1 Liner (Already been cleaned this year. Not likely we need a liner)					\$ -
	15	401	Downtown Main Replacement Program	\$ 250,000	\$ 250,000	\$ 250,000	\$ 250,000	\$ 250,000
Capital Equipment								
	16	401	Water Meter Upgrades and Replacement	\$ 45,000	\$ 45,000	\$ 45,000	\$ 45,000	\$ 45,000
	17	401	Central Metering Technology	\$ 35,000	\$ 35,000	\$ 35,000	\$ 35,000	\$ 35,000
\$ 2,220,000								
SEWER CAPITAL IMPROVEMENT PROGRAM (CIP)								
		Infrastructure Improvements	2024	2025	2026	2027	2028	2029
	18	408	Telemetry for Scada	X				\$ -
	19	408	WRRF/WWTP Upgrades Design	1,000,000				\$ 1,500,000

20	408	WRRF/WWTP Upgrades Construction	\$ 2,500,000	16,000,000					\$ 18,500,000
21	408	I&I Improvements Design	\$ 30,000	\$ 30,000	\$ 30,000	\$ 30,000	\$ 30,000	\$ 30,000	\$ 170,000
22	408	I&I Improvements Construction	\$ 300,000	\$ 300,000	\$ 300,000	\$ 300,000	\$ 300,000	\$ 300,000	\$ 2,000,000
									\$ 22,170,000
PARKS CAPITAL IMPROVEMENT PROGRAM (CIP)									
			2024	2025	2026	2027	2028	2029	
TBD	105	Planning CIP	TBD	TBD	TBD	TBD	TBD	TBD	TBD
		Parks Master Plan Design and Construction	TBD	TBD	TBD	TBD	TBD	TBD	TBD
FACILITIES CAPITAL IMPROVEMENT PROGRAM (CIP)									
			2024	2025	2026	2027	2028	2029	
TBD	304	Develop Plan to Dispose of Old Facilities	TBD	TBD	TBD	TBD	TBD	TBD	TBD
TBD		Doors for Public Works Building	TBD	TBD	TBD	TBD	TBD	TBD	TBD
TIP/CIP									\$ 55,810,000

Appendix B: 2023 Positions and Wages

See next page for Positions and Wages.

Appendix B

2024 Job Classifications and Pay Ranges

<u>Position</u>	<u>Range</u>	<u>Approved</u>		<u>Salary (Low & High)</u>		
		<u>FTE Positions</u>	<u>Department</u>	<u>Low</u>	<u>High</u>	<u>*2024 Salaries</u>
Unrepresented Employees						
City Administrator	51	1	GG	164,964.80	185,660.80	\$ 169,873.68
Finance Director	40	1	GG	119,184.00	134,139.20	\$ 122,719.92
Community Development Director/Planner	39	1	GG	115,710.40	130,228.80	
City Clerk	30	1	GG	88,670.40	99,798.40	\$ 96,334.24
Administrative Assistant	18	1	GG	62,192.00	70,012.80	\$ 65,612.26
Events & Activities Coordinator	17	0.65	GG	39,248.56	44,169.84	\$ 41,839.67
HR Clerk	23	1	GG	72,092.80	81,161.60	\$ 73,841.56
Court Administrator	30	1	Court	88,670.40	99,798.40	\$ 96,334.24
Police Chief	48	1	Police	150,966.40	169,915.20	\$ 159,247.61
Police Commander	38	1	Police	112,340.80	126,422.40	
Capital Projects Manager	40	1	PW	119,184.00	134,139.20	\$ 129,469.52
City Engineer (PE)	43	1	PW	130,228.80	146,577.60	
Public Works Director	43	1	PW	130,228.80	146,577.60	\$ 142,967.37
Deputy Public Works Director	36	1	PW	105,892.80	119,184.00	
Building Official	28	1	GG	83,595.20	94,078.40	\$ 91,309.01
Term Limited GIS Technician	18	1	PW	62,192.00	70,012.80	\$ 62,193.87
Term Limited Landscape Maintenance	1	1	PW	37,633.98	42,357.38	
Supported Employment	1	0.2	PW	7,526.80	8,471.48	
Police Wages (Per CBA)						
Officer	P24	7	Police	83,916.14	97,285.03	
Detective	P26	1	Police	91,709.28	100,212.84	
Lieutenant	P28	2	Police	111,881.02	111,881.02	
Public Works and Administrative Staff (Per CBA)						
Sr. Accountant	21	1	GG	67,953.60	76,502.40	
Accountant I	17	1	GG	60,382.40	67,953.60	
Permit & PW Support	17	1	GG	60,382.40	67,953.60	
Court Clerk	16	0.5	GG	58,635.20	65,977.60	
Admin Asst. PW	21	1	PW	67,953.60	76,502.40	
Wastewater Plant Supervisor	35	1	PW	102,793.60	115,710.40	
Water Plant Supervisor	27	1	PW	81,161.60	91,332.80	
Maintenance Worker Lead	22	1	PW	70,012.80	78,790.40	
Wastewater OIT	15	3	PW	56,908.80	64,064.00	
Wastewater I	18	3	PW	62,192.00	70,012.80	
Wastewater II	22	3	PW	70,012.80	78,790.40	
Wastewater III	27	3	PW	81,161.60	91,332.80	
Water OIT	15	3	PW	56,908.80	64,064.00	
Water I	18	3	PW	62,192.00	70,012.80	
Water II	22	3	PW	70,012.80	78,790.40	
Water III	25	3	PW	76,502.40	86,091.20	
Maintenance Worker I	15	5	PW	56,908.80	64,064.00	
Maintenance Worker II	20	5	PW	65,977.60	74,256.00	
Stormwater Worker I	16	2	PW	58,635.20	65,977.60	
Stormwater Worker II	21	2	PW	67,953.60	76,502.40	
Code Enforcement	24	1	GG	74,256.00	83,595.20	
Police Records Clerk I	15	1	GG	56,908.80	64,064.00	

~Positions with a box around their "FTE" represent a series of positions that can be hired, with the maximum number of employees employed for that series limited to the FTE approved in the budget.

*Current non-represented staff will be paid no more than shown.

Appendix C: New Requests

See next page for New Requests.

Appendix C: Schedule of New Requests 2024

	Priority	Court	Police	Finance	Bld Dept	Streets	Parks	Cemetery	Water	Sewer	Storm	Total
PW - Building Bay Doors	1	-	-	-	-	4,000.00	4,000.00	500.00	16,000.00	17,000.00	8,500.00	50,000.00
PW - Tilt Deck Trailer	2	-	-	-	-	1,200.00	2,550.00	150.00	5,100.00	4,800.00	1,200.00	15,000.00
PW - Lift Station Grinder Pump for Rainier Meadows	3	-	-	-	-	-	-	-	-	20,000.00	-	20,000.00
PW - Mower	4	-	-	-	-	2,000.00	15,000.00	500.00	7,500.00	-	-	25,000.00
PD - Police Radio Replacement Fund	1	-	20,000.00	-	-	-	-	-	-	-	-	20,000.00
PD - Fingerprinting Equipment	2	-	10,000.00	-	-	-	-	-	-	-	-	10,000.00
		-	30,000.00	-	-	7,200.00	21,550.00	1,150.00	28,600.00	41,800.00	9,700.00	140,000.00



CITY OF ORTING BUDGET REQUEST

X	Capital Item	Change in Staff	New Program
----------	---------------------	------------------------	--------------------

A budget request should be completed and submitted for any budget request. Please include all associated requests with your request including any additional capital costs that are associated with a new employee, for instance. Departments should prioritize their budget requests with "1" being the highest request, and no two requests within the same fund or department having the same priority number.

Title:		Department:		Fund:	
Police Radio Replacement Fund		POLICE		001-594-21-64-02 - Radios	
2024 Cost:	2025 Cost:	Priority:	1		
\$ 20,000.00	\$ 20,000.00	Department Contact:	GABRELUK, DEVON		

Description of Request:
Multi-year Police Radio replacement program.

Justification of Request/Cost of Denial:
In 2011, Pierce County voters approved Proposition 1, a 1/10th of 1 percent sales tax to consolidate, purchase, acquire, and operate a single 911 center and radio communications network for Pierce County. A portion of these funds went towards acquiring the initial portable and mobile radios for use by Police and Fire agencies throughout the county upon a new county-wide digital radio system. These radios are currently 11 years old and have reached end of life. Existing radios will continue to operate on the Pierce County Digital System however these devices have reached End of Life status and Motorola no longer manufactures new parts and will not accept units for repair if damaged. A total of 15 Portable and 15 Mobile Police radios require replacement. A multi-year replacement plan is recommended to spread out replacement cost over multiple years. Funds requested will be reoccurring on an annual basis until all Police radios have been replaced.

Alternatives (Delayed Funding/Partial Funding):
The total cost of replacing all radios is approximately \$200,000. Much like our vehicle replacement program, spreading the total replacement cost out over the course of multiple years will allow the city to have a more predictable payment plan that is easier to manage year to year. Multiple radios will be purchased each year until all radios are replaced. If this budget request is not approved, Police will continue to use existing radios until they no longer function on the system or malfunction due to hardware failure. Police Radios are critical capital equipment items and are essential to department operations. Costs associated with unplanned radio replacements would likely require budget amendments for those years in which replacements occurred.

Cost Breakdown:

2024 Associated Cost		2025 Associated Cost	
Wages		Wages	
Benefits		Benefits	
Supplies		Supplies	
Other		Other	
Capital	\$20,000	Capital	\$ 20,000.00
Total	\$ 20,000.00	Total	\$ 20,000.00

One Time Expense	X	Continuous Funding Request
-------------------------	----------	-----------------------------------

Funding Source Description:
General Fund: Police Department 001-594-21-64-02 - Radios



CITY OF ORTING BUDGET REQUEST

X	Capital Item	Change in Staff	New Program
----------	---------------------	------------------------	--------------------

A budget request should be completed and submitted for any budget request. Please include all associated requests with your request including any additional capital costs that are associated with a new employee, for instance. Departments should prioritize their budget requests with "1" being the highest request, and no two requests within the same fund or department having the same priority number.

Title:		Department:		Fund:	
Fingerprinting Equipment		POLICE		001-594-21-XX-XX	
2024 Cost:		2025 Cost:		Priority:	
\$ 10,000.00		\$ -		2	
Department Contact:				GABRELUK, DEVON	

Description of Request:
 "Live Scan" Computerized Fingerprinting Machine

Justification of Request/Cost of Denial:
 Obtaining fingerprints from persons arrested serves multiple purposes. Not only does it assist with solving crimes committed by the same arestee at some point in the future, but they are also essential in identifying an arestee when their identity is unknown due to dishonesty or refusal to self-identify when being processed. Additionally, fingerprints are required at the time of arrest in order for criminal charges to be included upon a persons criminal history record. Over the course of the past 20 years, the Orting Police Department has relied on obtaining fingerprints from the jail or booking facility when an individual is booked for their crime. This results in most persons charged with crimes in Orting to go un-fingerprinted and thus, these charges do not get included upon the person's criminal history.

Alternatives (Delayed Funding/Partial Funding):
 The Orting Police Department should be fingerprinting all persons arrested and charged with crimes, not just those who are booked into jail. Continuing to only obtain fingerprints form a subset of those arrested does the entire criminal justice system a disservice as it reduces the amount of prints available to agencies throughout the entire country for use in comparison and ultimately reducing the number of potential solved crimes.

Cost Breakdown:

		2024 Associated Cost				2025 Associated Cost	
Wages				Wages			
Benefits				Benefits			
Supplies				Supplies			
Other				Other			
Capital		\$10,000		Capital	\$	-	
Total	\$	10,000.00		Total	\$	-	

X	One Time Expense	Continuous Funding Request
----------	-------------------------	-----------------------------------

Funding Source Description:
 General Fund - Police Department



CITY OF ORTING BUDGET REQUEST

X	Capital Item	Change in Staff	New Program
---	---------------------	------------------------	--------------------

A budget request should be completed and submitted for any budget request. Please include all associated requests with your request including any additional capital costs that are associated with a new employee, for instance. Departments should prioritize their budget requests with "1" being the highest request, and no two requests within the same fund or department having the same priority number.

Title:		Department:		Fund:
PW Bldg. Bay Doors Install, install fire exit & increase motion sensors		Public Works		401/408/410/101/105/104
2024 Cost:	2025 Cost:	Priority:		
\$ 50,000.00	\$ -	1		
		Department Contact:	John Bielka	

Description of Request:
 Install eight (8) bay doors with auto door lifts on the public works building. Currently the bays are open and exposed to the elements. . Install fire exit for building code requirements and increase motion sensors.

Justification of Request/Cost of Denial:
 When the public works building was constructed, eight of its bay entry areas were left exposed with no doors installed. When the weather is poor, rain can breach those openings up to 15-20 feet causing the exposed wood beams to get wet and potentially rot after time. Additionally, much of the landscape & heavy equipment is stored in this area and has been vandalized on many occasions when there's a break-in to the property. Allowing the purchase and installation of the doors will reduce the risk of vandalism, reducing cost of repairs or replacement of equipment. As a result of enclosing this area of the building will require a fire exit to meet building codes. This request also comes with increase in motion sensors that detect humans rather than wildlife. If not approved, the exposed area will continue to be at risk of equipment repairs and replacement, damage to the interior due to the weather and the lack of motions sensors increases risk to the facility.

Alternatives (Delayed Funding/Partial Funding):
 Delayed/Partial funding: Project could be split up over a two year period. First year - motion sensor installation and ordering of bay doors to be installed the second year. Fire exit would be required at the time all doors have been installed.

Cost Breakdown:

2024 Associated Cost		2025 Associated Cost	
Wages		Wages	
Benefits		Benefits	
Supplies		Supplies	
Other		Other	
Capital	\$ 50,000.00	Capital	
Total	\$ 50,000.00	Total	\$ -

X	One Time Expense	Continuous Funding Request
---	-------------------------	-----------------------------------

Funding Source Description:
 Allocation based on 2022 Operational Costs: Streets 8%, Cemetery 1%, Parks 8%, Water 32%, Sewer 34%, Storm 17%



CITY OF ORTING BUDGET REQUEST

X	Capital Item	Change in Staff	New Program																												
<p>A budget request should be completed and submitted for any budget request. Please include all associated requests with your request including any additional capital costs that are associated with a new employee, for instance. Departments should prioritize their budget requests with "1" being the highest request, and no two requests within the same fund or department having the same priority number.</p>																															
Title:		Department:	Fund:																												
Tilt Deck Trailer		Public Works	401 /408 /410/105 /104 /101																												
2024 Cost:	2025 Cost:	Priority:	2																												
\$ 15,000.00	\$ -	Department Contact:	John Bielka / Matt Bingham																												
Description of Request:																															
<p>Public works requests the purchase of a new tilt-deck trailer for its daily operations. The addition of a new trailer would provide transportation for the new mini-excavator along with other equipment for scheduled projects or emergencies.</p>																															
Justification of Request/Cost of Denial:																															
<p>Public Works has an small tilt-deck trailer purchased in 1987 that is longer useful or safe to use. The 1987 trailer was often used for daily operations for hauling small equipment to job sites, transporting mowers to storm ponds, parks, cemetery and water sources for grounds maintenance. Its was also used during emergencies to transport pumps during high water events or small equipment for water main breaks. The new trailer would afford the staff moverability at certain sites where space is limited. This trailer would be larger & more universal our needs than the 1987 trailer. If the trailer is not purchased then the staff will be limited on how to transport equipment durig emergencies or daily operations which leads to higher staff costs.</p>																															
Alternatives (Delayed Funding/Partial Funding):																															
None																															
Cost Breakdown:																															
<table border="1" style="width: 100%; border-collapse: collapse;"> <thead> <tr> <th colspan="2" style="text-align: center;">2024 Associated Cost</th> </tr> </thead> <tbody> <tr><td>Wages</td><td></td></tr> <tr><td>Benefits</td><td></td></tr> <tr><td>Supplies</td><td></td></tr> <tr><td>Other</td><td></td></tr> <tr><td>Capital</td><td style="text-align: right;">\$ 15,000.00</td></tr> <tr><td>Total</td><td style="text-align: right;">\$ 15,000.00</td></tr> </tbody> </table>		2024 Associated Cost		Wages		Benefits		Supplies		Other		Capital	\$ 15,000.00	Total	\$ 15,000.00	<table border="1" style="width: 100%; border-collapse: collapse;"> <thead> <tr> <th colspan="2" style="text-align: center;">2025 Associated Cost</th> </tr> </thead> <tbody> <tr><td>Wages</td><td></td></tr> <tr><td>Benefits</td><td></td></tr> <tr><td>Supplies</td><td></td></tr> <tr><td>Other</td><td></td></tr> <tr><td>Capital</td><td></td></tr> <tr><td>Total</td><td style="text-align: right;">\$ -</td></tr> </tbody> </table>		2025 Associated Cost		Wages		Benefits		Supplies		Other		Capital		Total	\$ -
2024 Associated Cost																															
Wages																															
Benefits																															
Supplies																															
Other																															
Capital	\$ 15,000.00																														
Total	\$ 15,000.00																														
2025 Associated Cost																															
Wages																															
Benefits																															
Supplies																															
Other																															
Capital																															
Total	\$ -																														
X	One Time Expense	Continuous Funding Request																													
Funding Source Description:																															
Streets 8%, Parks 17%, Cemetery 1%, Water 34%, Sewer 32%, Storm 17%																															



CITY OF ORTING BUDGET REQUEST

<input checked="" type="checkbox"/>	Capital Item		Change in Staff		New Program
-------------------------------------	---------------------	--	------------------------	--	--------------------

A budget request should be completed and submitted for any budget request. Please include all associated requests with your request including any additional capital costs that are associated with a new employee, for instance. Departments should prioritize their budget requests with "1" being the highest request, and no two requests within the same fund or department having the same priority number.

Title:		Department:		Fund:
Lift Station Grinder Pumps for Rainier Meadows		Public Works		408
2024 Cost:	2025 Cost:	Priority:	3	
\$ 20,000.00	\$ -	Department Contact:	John Bielka	

Description of Request:
 This request is for installation of grinder pumps at the Rainier Meadows Lift station.

Justification of Request/Cost of Denial:
 Grinder pumps are equipped with a cutting system to facilitate chopping or maceration of solids that are present in the pumped liquid. The solids found at this lift station do not break down (rags, wipes) and clogged the system. A grinder pump would handle difficult materials so the system can function properly and reduce staff time needed to unclogged the system. Currently staff time at this site has doubled due to a considerable amount of fibrous materials clogging the lift station pumps. This request would assist with future capacity for the proposed new development that would tie into the lift station. If not approved, staff maintenance expenses will continue to escalate.

Alternatives (Delayed Funding/Partial Funding):
 None

Cost Breakdown:

	2024 Associated Cost		2025 Associated Cost
Wages		Wages	
Benefits		Benefits	
Supplies		Supplies	
Other		Other	
Capital	\$ 20,000.00	Capital	
Total	\$ 20,000.00	Total	\$ -

<input checked="" type="checkbox"/>	One Time Expense	Continuous Funding Request
-------------------------------------	-------------------------	-----------------------------------

Funding Source Description:
 Water Resource Recovery Fund: 100%



CITY OF ORTING BUDGET REQUEST

X	Capital Item	Change in Staff	New Program
---	---------------------	------------------------	--------------------

A budget request should be completed and submitted for any budget request. Please include all associated requests with your request including any additional capital costs that are associated with a new employee, for instance. Departments should prioritize their budget requests with "1" being the highest request, and no two requests within the same fund or department having the same priority number.

Title:		Department:		Fund:	
Mower		Public Works		401/408/101/104/105	
2024 Cost:		2025 Cost:		Priority:	
\$ 25,000.00		\$ -		4	
		Department Contact:		John Bielka/Matt Bingham	

Description of Request:
 The public works department is requesting the purchase of a new zero-turn mower to replace an older mower.

Justification of Request/Cost of Denial:
 This new mower will replace a 2004 mower, 19 years old, that has a bent frame and significant maintenance issues. Per the Vehicle Replacement Schedule landscape equipment should be replaced after 15 years.

Alternatives (Delayed Funding/Partial Funding):
 None

Cost Breakdown:

		2024 Associated Cost			2025 Associated Cost
	Wages			Wages	
	Benefits			Benefits	
	Supplies			Supplies	
	Other			Other	
	Capital	\$ 25,000.00		Capital	
	Total	\$ 25,000.00		Total	\$ -

X	One Time Expense	Continuous Funding Request
---	-------------------------	-----------------------------------

Funding Source Description:
 Allocation: Streets 8%, Parks 61% Cemetery 1%, Water 30%

Appendix D: Cash and Investment Position

See next page for Cash and Investment Position

Appendix D: Cash and Investment Position

Estimated Beginning Cash & Investments Jan 2024

<u>Bond Desc</u>	<u>Pur. Date</u>	<u>Maturity</u>	<u>Balance</u>	<u>Coupon</u>	<u>Notes</u>
Cash in Bank	N/A	N/A	\$3,200,000	None	
LGIP Money Market*	N/A	N/A	\$19,500,000	Market	Follows Fed Funds Rate
FHLMC 7/22/24	7/13/2020	7/22/2024	\$1,000,000	0.45%	
US Treasury 1/15/24	2/2/2022	1/15/2024	\$500,000	1.25%	
FMNA 6/14/24	12/16/2020	6/14/2024	\$1,000,000	0.38%	
Total:			\$25,200,000		

Estimated Ending Cash & Investments Dec 2025

<u>Bond Desc</u>	<u>Pur. Date</u>	<u>Maturity</u>	<u>Par</u>	<u>Coupon</u>	<u>Status Change</u>
Cash in Bank	N/A	N/A	\$2,300,000	None	
LGIP Money Market	N/A	N/A	\$12,100,000	Market	Follows Fed Funds Rate
**New Bond	Unknown	Unknown	\$2,000,000	Market	
Total:			\$16,400,000		

*LGIP is a money market fund that is run by the Washington State Treasurer. Investments of the funds generally include highly liquid debentures of the United States and its agencies.

Appendix E: Debt

See next page for Debt.

Appendix E: Outstanding Debt:

The Council has authorized the following outstanding Debt:

Creditor	Description	Amount Issued	Maturity	Rate	Dec 31, 2023 Balance	Dec 31 2024 Balance
Department of Commerce	Well 4	\$3,030,000	10/1/2029	1.5%	\$982,930.90	\$819,109.09
Total:					\$982,930.90	\$819,109.09

Service on outstanding debt for the next five years are detailed below followed by aggregated payments for the next five years followed by the final year of current outstanding debt follow:

	<u>Interest</u>	<u>Principal</u>	<u>Total</u>
2024	\$ 14,743.96	\$ 163,821.81	\$ 178,565.77
2025	\$ 12,286.64	\$ 163,821.81	\$ 176,108.45
2026	\$ 9,829.31	\$ 163,821.81	\$ 173,651.12
2027	\$ 7,371.98	\$ 163,821.81	\$ 171,193.79
2028	\$ 4,914.65	\$ 163,821.81	\$ 168,736.46
2029	<u>\$ 2,457.33</u>	<u>\$ 163,821.85</u>	<u>\$ 166,279.18</u>
Totals	\$ 51,603.87	\$ 982,930.90	\$ 1,034,534.77

Appendix F: Revenue Detail

See next page for Revenue Detail.

Appendix F: 2024 Revenue Detail

BARS	Description	2021		2022		2023		%	2024
		Budget	Actual	Budget	Actual	Budget	9/16/23 YTD		
General Fund									
General Taxes									
001-311-10-01-00	Tax - Real & Personal Property	1,347,915.06	1,337,815.52	1,373,837.68	1,378,885.31	1,423,426.23	764,714.46	54%	1,447,529.37
001-313-11-00-00	Tax - Retail Sales & Use	725,000.00	974,969.31	817,000.00	1,099,743.18	830,000.00	668,093.71	80%	920,000.00
001-313-71-00-00	Criminal Justice - Low Pop	130,000.00	201,915.66	152,000.00	216,391.04	152,000.00	139,800.75	92%	180,000.00
001-316-41-00-00	Tax - B&O Utility - Electricity	260,000.00	275,452.52	260,000.00	289,716.50	260,000.00	233,681.53	90%	275,000.00
001-316-43-00-00	Tax - B&O Utility - Natural Gas	120,000.00	135,389.34	125,000.00	152,934.04	125,000.00	158,587.64	127%	180,000.00
001-316-46-00-00	Tax - B&O Telecom - Cable	135,000.00	137,968.14	135,000.00	105,670.71	135,000.00	131,468.67	97%	135,000.00
001-316-47-00-00	Tax - B&O Telecom - Telephone/Cell Phone	90,000.00	62,600.83	75,000.00	96,137.53	65,000.00	42,069.60	65%	60,000.00
001-316-81-00-00	Tax - Punch Board And Pull Tabs	10,000.00	13,167.60	10,000.00	20,366.53	10,000.00	20,765.47	208%	20,000.00
	Total	2,817,915.06	3,139,278.92	2,947,837.68	3,359,844.84	3,000,426.23	2,159,181.83	72%	3,217,529.37
Franchise Fees									
001-321-91-00-01	Fee - Franchise - Comcast	108,000.00	119,233.74	108,000.00	111,693.69	108,000.00	56,036.13	52%	105,000.00
	Total	108,000.00	119,233.74	108,000.00	111,693.69	108,000.00	56,036.13	52%	105,000.00
Revenue from the State									
001-334-01-10-00	CJTC - Police Academy reimbursement	-	-	-	-	-	-	0%	17,000.00
001-336-00-98-00	Shared - City Assistance	120,000.00	171,448.65	120,000.00	147,305.58	140,000.00	46,940.34	34%	100,000.00
001-336-06-21-00	Shared - CJ - Violent Crimes/pop.	2,600.00	2,866.36	2,600.00	3,096.58	2,900.00	2,428.89	84%	2,900.00
001-336-06-26-00	Shared - CJ - Special Programs	8,800.00	10,206.36	8,800.00	10,979.58	10,000.00	8,579.23	86%	10,000.00
001-336-06-51-00	Shared - DUI/Other Crim Just. Asst	1,200.00	1,426.89	1,200.00	1,031.82	1,200.00	324.37	27%	200.00
001-336-06-94-00	Shared - Liquor/beer Excise	43,000.00	61,034.55	50,000.00	63,702.80	55,000.00	48,546.18	88%	65,000.00
001-336-06-95-00	Shared - Liquor Profits	65,000.00	68,223.87	60,000.00	69,878.85	60,000.00	34,614.33	58%	68,000.00
001-335-04-01-01	Use of Force/Duty to Intervene (one time func	-	-	-	-	-	10,000.00	0%	-
001-335-04-01-00	LE & CJ Leg (One time funding)	-	34,260.00	-	-	-	-	0%	-
	Total	240,600.00	349,466.68	242,600.00	295,995.21	269,100.00	151,433.34	56%	263,100.00
Business License									
001-321-99-00-00	Licenses - Business & Permits	10,000.00	15,370.85	12,000.00	17,533.32	13,000.00	14,632.50	113%	13,500.00
	Total	10,200.00	15,370.85	12,000.00	17,533.32	13,000.00	14,632.50	113%	13,500.00
Building & Land Use									
001-322-10-01-00	Permits - Building	100,000.00	158,725.68	44,000.00	102,976.63	100,000.00	37,653.75	38%	44,000.00
001-322-10-02-00	Permits - Plumbing	15,000.00	22,939.22	20,000.00	14,634.11	9,687.50	4,376.10	45%	2,000.00
001-322-10-04-00	Permits - Mechanical	15,000.00	30,446.42	20,000.00	28,885.71	23,250.00	13,740.30	59%	15,000.00
001-322-10-08-00	Permits - Backflow	1,000.00	750.00	1,000.00	800.00	1,000.00	-	0%	1,000.00
001-322-90-02-00	Permits - Land Use Variance	500.00	1,200.00	500.00	1,200.00	500.00	1,200.00	240%	500.00
001-322-90-03-00	Fees - Short Plats	500.00	-	500.00	250.00	500.00	1,400.00	280%	500.00
001-322-90-04-00	Fees - Boundary Line Adjustments	-	500.00	-	250.00	-	-	0%	-
001-322-90-05-00	Fees - Preliminary Plats	500.00	-	-	11,712.50	-	-	0%	-
001-322-90-05-01	Subdivision Final Plat Application	-	-	-	-	-	-	0%	-
001-322-90-07-00	Permits - Conditional Use	-	24,447.98	-	-	-	-	0%	-
001-322-90-08-00	Permits - Special Use	-	-	-	1,020.00	-	250.00	0%	-
001-322-90-09-00	Permits - Orting Valley Market Vendors	-	125.00	-	-	-	100.00	0%	100.00
001-341-62-00-05	City Standards Copies	100.00	0.05	-	25.70	-	293.12	0%	200.00
001-345-83-00-00	Fees - Plan Review/Inspections	65,000.00	107,571.48	65,000.00	65,307.27	65,000.00	25,670.69	39%	25,000.00
001-345-83-01-00	Fees - Expedited Plan Review	150.00	-	150.00	-	150.00	-	0%	-
001-345-83-02-00	Fees - Energy Review	600.00	1,293.72	600.00	1,349.99	600.00	480.00	80%	600.00
001-345-83-03-00	Fees - Architechtrual Design Application	200.00	550.00	200.00	1,000.00	200.00	1,000.00	500%	400.00
001-345-83-04-00	Fees - SEPA Review	3,000.00	-	-	-	-	-	0%	-

Appendix F: 2024 Revenue Detail

BARS	Description	2021		2022		2023		%	2024
		Budget	Actual	Budget	Actual	Budget	9/16/23 YTD		
001-345-83-05-00	Fees - Eng. - Plan Review/inspection	10,000.00	30,438.75	10,000.00	23,476.08	10,000.00	9,624.55	96%	10,000.00
001-345-83-06-00	Fees - Building Inspect/re-inspect	2,000.00	4,990.40	2,000.00	4,350.00	2,000.00	7,204.15	360%	4,000.00
001-345-83-07-00	Fees - Developers Utility Extension Applicatio	5,000.00	-	1,000.00	-	1,000.00	-	0%	500.00
001-345-83-09-00	Fees - Building Fines	-	100.00	-	-	-	-	0%	-
	Total	219,450.00	384,078.70	164,950.00	257,237.99	213,887.50	102,992.66	48%	103,800.00
	Court								
001-341-33-02-00	Rev - Warrant Costs	7,000.00	7,874.70	7,000.00	5,804.73	7,000.00	3,147.02	45%	5,500.00
001-341-33-03-00	Rev - Deferred Prosecution Costs	-	392.95	-	245.62	-	245.62	0%	-
001-341-33-06-00	Fees - Fee - IT Time Pay/Court	600.00	97.81	300.00	415.72	300.00	378.60	126%	500.00
001-341-62-00-01	Fees - Court Copies/Tape	100.00	38.44	100.00	-	100.00	-	0%	50.00
001-341-95-00-00	Court Legal Services	100.00	-	50.00	-	50.00	-	0%	-
001-342-33-00-00	Fees - Adult Probation	200.00	-	100.00	-	100.00	-	0%	-
001-342-33-06-00	Fees - Record Check	21,000.00	210.00	21,000.00	185.98	1,000.00	309.48	31%	200.00
001-342-33-07-00	Fees - Sentence Compliance-Probation	11,400.00	11,762.58	11,400.00	5,930.07	11,400.00	3,269.78	29%	6,000.00
001-342-36-00-00	Fees - HSNP/MNTR PRSNR	500.00	-	500.00	-	500.00	-	0%	50.00
001-342-37-00-00	Booking Fees	-	2.69	-	-	-	-	0%	-
001-342-38-01-00	Fees - PreTrial Supervision	2,300.00	2,130.00	2,300.00	4,000.00	2,300.00	2,750.00	120%	4,000.00
001-342-10-11-00	DNA Coll Fee 1	-	-	-	-	-	-	0%	-
001-342-50-00-00	Fees - DUI Emergency Response	600.00	1,757.23	600.00	2,832.77	900.00	496.35	55%	900.00
001-347-90-03-00	Fees - Court NSF	-	40.00	-	-	-	-	0%	-
001-352-30-00-00	Fines - Mandatory Insurance Costs	1,800.00	3,513.76	1,800.00	1,673.25	1,800.00	700.88	39%	1,800.00
001-353-10-00-00	Fines - Traffic Infract Prior To 07/03	600.00	832.82	600.00	-	600.00	-	0%	200.00
001-353-10-01-00	Fines - School Safety Zone	-	201.45	-	-	-	-	0%	-
001-353-10-02-00	Fines - Traffic Infract After 07/03	600.00	18.06	600.00	-	600.00	-	0%	50.00
001-353-10-03-00	Fines - Traffic Infract	6,000.00	9,966.67	6,000.00	1,341.24	3,000.00	284.37	9%	800.00
001-353-10-04-00	Legis Assmnt	5,000.00	2,909.40	5,000.00	1,554.88	2,000.00	1,550.46	78%	2,500.00
001-353-10-05-00	Traffic INF	35,000.00	30,492.29	35,000.00	21,431.42	28,000.00	18,339.26	65%	26,000.00
001-353-10-20-00	Dist Driv Prev	-	10.71	-	-	-	121.21	0%	-
001-353-10-80-00	Def Find Adm	-	18,342.46	10,000.00	10,383.48	10,000.00	6,965.39	70%	11,000.00
001-353-10-61-00	Sensory Processing Disorder	-	82.84	-	-	-	-	0%	-
001-356-90-00-00	Crim Non-Traffic To 7/03	-	-	-	-	-	-	0%	-
001-356-90-01-00	CCW Fingerprint Costs	-	16.00	-	-	-	-	0%	-
001-353-70-04-00	Other Infractions	100.00	169.05	100.00	1,716.26	100.00	773.48	773%	500.00
001-353-70-13-00	Other Infract	1,500.00	4,409.85	1,500.00	433.63	1,000.00	-	0%	500.00
001-354-00-00-00	Fines - Parking Infractions	100.00	-	100.00	-	100.00	-	0%	-
001-354-00-03-00	Parking Infractions	100.00	-	100.00	-	100.00	-	0%	-
001-354-00-07-00	Fines - Handicapped Parking Infract	200.00	138.90	200.00	-	200.00	40.00	20%	-
001-355-20-00-00	Fines - DUI	800.00	1,961.39	800.00	488.05	800.00	1,850.26	231%	800.00
001-355-20-01-00	DUI - DP Acct	600.00	48.65	600.00	69.26	600.00	65.49	11%	200.00
001-355-20-04-00	DUI-DP Acct 7/17	-	538.76	-	326.03	-	308.64	0%	300.00
001-355-80-01-00	Fines - Crim Traffic Misd After 7/03	8,000.00	6,798.94	8,000.00	6,304.67	8,000.00	3,294.86	41%	6,000.00
001-355-80-02-00	Criminal Conv Traffic Fee	800.00	929.41	800.00	799.60	800.00	302.16	38%	400.00
001-356-90-04-00	Fines - Crim. Non-Traffic After 7/03	1,000.00	1,023.92	1,000.00	1,282.83	1,100.00	487.08	44%	800.00
001-356-90-08-00	Fines - Domestic Violence	400.00	511.32	400.00	385.22	400.00	-	0%	350.00
001-356-90-14-00	Fee - Conv Fee CN 1/13	500.00	655.98	500.00	208.10	500.00	92.01	18%	200.00
001-357-33-00-00	Reimb - Public Defense Cost	1,200.00	814.28	1,200.00	750.73	1,200.00	309.81	26%	800.00
001-357-37-00-00	Court Restitution	-	-	-	-	-	2,910.25	0%	-
001-361-40-01-00	Int - Court Collections	2,500.00	2,090.95	2,500.00	1,791.05	2,500.00	663.92	27%	600.00
001-361-40-03-00	Court Current Expense	2,000.00	2,090.95	2,000.00	1,791.05	2,000.00	663.92	33%	600.00
001-369-81-00-00	Cash Over/Short Court	-	40.00	-	-	-	-	0%	-

Appendix F: 2024 Revenue Detail

BARS	Description	2021		2022		2023		%	2024 Budget	
		Budget	Actual	Budget	Actual	Budget	9/16/23 YTD			
001-355-80-03-00	Crime Victims	-	-	300.00	189.45	300.00	607.61	203%	700.00	
001-353-10-12-00	JIS Trauma	-	4,328.99	700.00	2,702.13	700.00	2,031.85	290%	2,300.00	
001-353-10-13-00	SCH SCHOOL SPD	-	50.65	-	-	-	-	0%	-	
	Total	112,600.00	117,294.85	123,150.00	75,037.22	90,050.00	52,959.76	59%	74,600.00	
	Rental Income & Event Fees									
001-362-40-00-00	Rental - Multi-Purpose Center	3,500.00	1,300.00	3,000.00	5,840.00	3,000.00	6,280.00	209%	6,000.00	
001-362-40-02-00	Orting Station	-	150.00	-	-	-	-	0%	-	
001-362-40-03-00	Lease - Chamber Office	-	-	-	1.00	-	1.00	0%	-	
001-362-40-04-00	Fees - Special Events	1,000.00	1,205.00	700.00	5,085.00	700.00	3,195.00	456%	3,000.00	
	Total	4,500.00	2,655.00	3,700.00	10,926.00	3,700.00	9,476.00	256%	9,000.00	
	Money Collected for State									
001-382-10-00-00	Facilities Deposits	-	339.00	-	850.00	-	9,140.00	0%	6,000.00	
001-345-83-10-00	State Building Code Fees	-	-	-	58.50	-	-	0%	-	
	Total	-	339.00	-	908.50	-	9,140.00	0%	6,000.00	
	Recreation									
001-347-60-01-16	Baseball 9+ Years	4,500.00	-	4,500.00	-	-	-	0%	-	
001-347-60-01-01	Dance Class	7,000.00	2,640.00	7,000.00	25,380.81	20,000.00	24,648.42	123%	20,000.00	
001-347-60-01-02	Dance/Drill Team	-	-	-	55.00	-	-	0%	-	
001-347-60-01-04	Tots Soccer	3,500.00	2,515.00	3,500.00	13,560.00	8,500.00	15,745.00	185%	14,000.00	
001-347-60-01-00	Parks & Rec Programs	-	80.00	-	-	-	-	0%	-	
001-347-60-01-06	Youth Baseball	13,500.00	15.00	13,500.00	-	-	-	0%	-	
001-347-60-01-08	Art Class	-	-	-	1,956.27	2,500.00	3,258.08	130%	2,500.00	
001-347-60-01-15	Tumbling	3,500.00	-	3,500.00	-	-	-	0%	-	
001-347-60-01-12	Puppy/Dog Training (non-tax)	12,000.00	-	12,000.00	-	-	-	0%	-	
001-347-60-01-17	Youth Art Class	-	-	-	1,145.00	1,000.00	1,560.63	156%	1,000.00	
001-347-60-05-08	Summer Program (if grant funded)	-	-	-	-	30,000.00	-	0%	-	
001-347-60-02-01	Seek Day Camp reimbursement	-	-	-	-	-	1,924.00	0%	-	
001-347-60-02-02	Summer Program	-	-	-	-	-	3,336.46	0%	4,000.00	
001-347-60-05-07	SEEK Participant Curriculum	-	-	-	600.00	-	-	0%	-	
001-347-60-05-06	Fitness Class	-	-	-	3,168.00	500.00	5,895.00	0%	5,000.00	
001-347-60-05-01	Adult Softball	4,000.00	-	4,000.00	-	-	-	0%	-	
001-347-60-05-05	Youth Volleyball	1,440.00	-	1,440.00	-	-	-	0%	-	
	Total	49,440.00	5,250.00	49,440.00	45,865.08	62,500.00	56,367.59	90%	46,500.00	
	Interest Income									
001-361-11-00-00	Int - Investment Interest Earned	8,500.00	1,604.24	2,500.00	34,123.06	15,000.00	151,045.75	1007%	53,000.00	
001-361-40-00-00	Int - Sales & Use Tax	500.00	651.61	200.00	1,134.08	350.00	1,999.74	571%	1,000.00	
001-361-40-04-00	Int - Property Tax	500.00	90.17	50.00	1,474.43	100.00	2,916.14	2916%	2,000.00	
	Total	9,500.00	2,346.02	2,750.00	36,731.57	15,450.00	155,961.63	1009%	56,000.00	
	Other Revenue									
001-362-40-06-00	Library Lease	30,000.00	37,400.00	30,000.00	37,400.00	42,800.00	31,600.04	74%	42,800.00	
001-362-40-00-02	Old City Hall Lease	-	-	-	-	24,000.00	20,000.00	83%	24,000.00	
001-334-04-20-00	Comp Plan Update grant	-	-	-	-	65,000.00	-	0%	65,000.00	
001-322-40-01-00	Permits - Street Opening/Closing	2,500.00	1,187.50	1,000.00	800.00	1,000.00	700.00	70%	1,000.00	
001-322-90-11-00	Fees - Golf Cart Registration	100.00	60.00	50.00	-	50.00	-	0%	-	
001-333-16-00-01	Federal Grant - Dept of Justice	-	-	-	3,875.49	-	-	0%	-	
001-333-11-00-02	Fed Grant - Dept of Com Festival & Events	-	-	-	-	-	6,900.00	0%	-	

Appendix F: 2024 Revenue Detail

BARS	Description	2021		2022		2023		%	2024 Budget
		Budget	Actual	Budget	Actual	Budget	9/16/23 YTD		
001-333-21-00-00	Cares Reimbursement	-	1,285.64	-	-	-	-	0%	-
001-334-01-20-00	State Grant from other Judicial Agencies	-	60.00	-	-	-	626.56	0%	-
001-334-00-10-00	State Leg WASPC	-	-	-	-	-	1,815.03	0%	-
001-341-43-00-00	Fees - Credit Card/Debit Card	300.00	180.00	50.00	155.00	60.00	1,419.75	2366%	100.00
001-334-04-20-01	New City Hall Commerce Grant	-	50,000.00	-	-	-	-	0%	-
001-342-10-00-00	Reimb - SRO - School District	92,500.00	48,303.45	100,000.00	110,714.37	107,000.00	91,392.13	85%	75,000.00
001-342-30-01-00	Fees - Records Check	-	0.10	-	-	-	-	0%	-
001-344-20-01-00	Gravel	-	120.00	-	105.00	-	60.00	0%	-
001-347-90-00-00	Fees - NSF & Charges	100.00	-	100.00	40.00	100.00	-	0%	-
001-356-50-03-00	City Drug Buy Fund	200.00	22.59	200.00	120.08	200.00	5.02	3%	-
001-362-30-00-00	Parking Permits	3,000.00	5,270.00	3,000.00	2,100.00	4,000.00	1,810.00	45%	4,000.00
001-362-40-07-00	Event Vendors	-	-	-	-	-	1,190.00	0%	500.00
001-367-00-00-00	Contributions and Donations	-	154.05	-	-	-	-	0%	-
001-367-00-00-01	AWC Wellness Grant	-	-	-	125.00	-	115.00	0%	-
001-369-91-00-00	Misc - Revenue	-	1,273.18	-	10.00	-	1.00	0%	-
001-369-10-00-00	Sale of Surplus Items	-	8,510.00	-	5,690.00	-	572.00	0%	-
001-369-30-00-03	Confiscated and Forfeited Property	-	959.00	-	-	-	-	0%	-
001-369-40-00-00	Judgments & Settlements	-	-	-	96,865.06	-	-	0%	-
001-388-10-00-00	Prior Period Adjustment	-	408.64	-	-	-	-	0%	-
001-397-00-00-01	Transfer in	-	11,962.12	-	-	-	-	0%	-
001-397-00-03-00	Transfer In-From Skinner Fund	4,000.00	-	4,000.00	-	2,000.00	-	0%	-
001-395-20-02-00	Insurance Recovery - General	-	155.00	-	269.50	-	-	0%	-
001-398-10-00-00	Insurance Recovery	-	2,190.95	-	7,583.00	-	107,410.90	0%	-
	Total	147,700.00	169,502.22	138,400.00	265,852.50	246,210.00	265,617.43	108%	212,400.00
	Total General Fund	3,719,905.06	4,304,815.98	3,792,827.68	4,477,625.92	4,022,323.73	3,033,798.87	75%	4,107,429.37

Appendix F: 2024 Revenue Detail

BARS	Description	2021		2022		2023		%	2024
		Budget	Actual	Budget	Actual	Budget	9/16/23 YTD		
Streets Fund									
101-333-20-00-01	SW Connector Design Grant #09471	200,000.00	264,090.74	-	-	-	148.36	0%	-
101-333-20-00-02	Kansas Street Grant #9906	-	113,551.47	-	79,851.40	-	122,893.99	0%	-
101-334-04-20-02	Dept of Commerce - Emerg Evac Bridge 2021	-	-	6,000,000.00	-	6,000,000.00	604.46	0%	6,000,000.00
101-334-04-20-03	Unsecured- Emerg Evac Bridge Grant	-	-	-	-	-	-	0%	-
101-397-00-09-00	Transfer from General Fund for Bridge	-	-	-	-	-	-	0%	2,200,000.00
101-318-34-00-01	Real Estate Excise Tax (Capital)	80,000.00	244,736.14	90,000.00	315,698.50	90,000.00	56,652.37	63%	90,000.00
101-318-34-00-03	Real Estate Excise Tax (O&M)	80,000.00	99,964.89	90,000.00	100,000.00	90,000.00	56,652.32	63%	90,000.00
101-362-00-00-01	703 Kansas Rental Revenue	16,200.00	18,000.00	16,200.00	14,250.97	26,000.00	12,000.00	46%	26,000.00
101-362-00-00-02	515 Calistoga Rental Revenue	-	14,400.00	-	15,904.00	24,000.00	14,000.00	58%	24,000.00
101-336-00-71-00	Multimodal Transportation - City	8,000.00	11,694.67	8,000.00	11,867.18	9,000.00	5,878.38	65%	9,000.00
101-336-00-87-00	Motor Vehicle Fuel Tax	155,000.00	166,114.49	155,000.00	169,145.88	155,000.00	107,931.35	70%	165,000.00
101-361-11-00-00	Int - Investment Interest Earned	500.00	372.39	500.00	9,726.66	1,000.00	14,739.39	1474%	5,200.00
101-369-10-00-00	Sale of Surplus Items	500.00	85.59	500.00	-	500.00	-	0%	-
101-397-00-00-02	Transfer In	-	1,915.53	-	-	-	-	0%	-
101-397-00-00-01	Transfer from Bridge Fund	-	17,401.60	-	-	-	-	0%	-
101-398-10-00-00	Insurance Recoveries	-	-	-	-	-	-	0%	-
Total Streets		540,200.00	952,327.51	8,360,200.00	716,444.59	8,695,500.00	391,500.62	5%	8,609,200.00
Cemetery Fund									
104-343-60-01-00	Sales - Cemetery Lots	5,500.00	20,075.00	6,000.00	16,800.00	18,000.00	4,000.00	22%	12,000.00
104-343-60-02-00	Sales - Liners	4,500.00	3,000.00	4,500.00	8,100.00	7,000.00	3,400.00	49%	4,500.00
104-343-60-03-00	Fees - Opening & Closing	7,000.00	9,900.00	7,000.00	14,947.00	8,000.00	4,100.00	51%	4,000.00
104-343-60-04-00	Fees - Saturday Service	1,000.00	3,375.00	1,000.00	2,750.00	2,000.00	1,700.00	85%	2,000.00
104-343-60-05-00	Fees - Marker Setting Fees	3,000.00	6,955.00	3,500.00	6,990.00	3,500.00	3,395.00	97%	3,500.00
104-343-60-06-00	Fees - Vase Setting	100.00	400.00	100.00	95.00	100.00	-	0%	100.00
104-343-60-08-00	Fees - Setup	400.00	1,175.00	400.00	1,950.00	700.00	300.00	43%	600.00
104-343-60-09-00	Sales - Columbarium Niche	5,000.00	2,975.00	5,000.00	3,600.00	5,000.00	9,600.00	192%	5,000.00
104-361-11-00-00	Int - Investment Interest Earned	-	103.69	-	1,198.48	-	2,060.11	0%	750.00
104-369-10-00-00	Sale of Surplus	-	-	-	-	-	-	0%	-
104-343-60-10-00	Tax - Sales	500.00	279.10	500.00	4,020.69	2,000.00	2,493.48	125%	2,000.00
104-397-00-09-00	Transfer From #001	26,000.00	22,000.00	27,800.00	-	27,000.00	13,000.00	48%	30,000.00
Total Cemetery		53,000.00	70,237.79	55,800.00	60,451.17	73,300.00	44,048.59	60%	64,450.00
Parks Fund									
105-313-17-02-00	Tax - Sales Tax - Park	70,000.00	111,442.60	90,000.00	120,711.99	90,000.00	88,958.10	99%	100,000.00
105-318-35-00-00	Real Estate Excise Tax (Capital) Parks	80,000.00	244,708.04	90,000.00	315,698.64	110,000.00	56,652.38	52%	90,000.00
105-318-35-00-03	Real Estate Excise Tax (O&M) Parks	80,000.00	99,964.85	90,000.00	100,000.00	100,000.00	56,652.32	57%	90,000.00
105-334-02-70-00	Grant - Gratzler Ball Fields (194,000)	194,000.00	-	-	194,000.00	-	-	0%	-
105-345-85-00-00	Parks Impact Fees	16,250.00	32,386.79	8,400.00	18,268.71	10,000.00	-	0%	5,000.00
105-361-11-00-00	Int - Investment Interest Earned	1,000.00	600.02	500.00	9,956.94	500.00	20,805.04	4161%	7,500.00
105-362-40-01-00	Rental - Bbq & Gazebo	1,000.00	1,050.00	750.00	1,710.00	750.00	2,055.00	274%	1,300.00
105-362-40-02-00	Rental - North Park Bldg	1,000.00	1,300.00	750.00	3,475.00	750.00	2,425.00	323%	1,500.00
105-362-40-03-00	Gratzler Park Rental	1,500.00	1,380.00	900.00	-	900.00	1,975.00	219%	1,000.00
105-367-00-00-00	Private Contributions & Donat.	100.00	50.00	100.00	-	100.00	-	0%	-
105-369-10-00-00	Sale of Surplus Items	-	256.77	-	-	-	-	0%	-
105-369-40-00-00	Judgments & Settlements	-	30.77	-	-	-	-	0%	-
105-397-00-00-02	Transfer In	-	1,279.05	-	-	-	-	0%	-
105-398-10-00-00	Insurance Recovery	-	-	-	-	-	-	0%	-
Total Parks		444,850.00	494,476.98	281,400.00	763,821.28	313,000.00	229,522.84	73%	296,300.00

51

Appendix F: 2024 Revenue Detail

BARS	Description	2021		2022		2023		%	2024
		Budget	Actual	Budget	Actual	Budget	9/16/23 YTD		
Tourism Revenue									
107-313-31-00-00	Retail Sales and Use Taxes	10.00	339.86	10.00	202.31	10.00	106.11	1061%	40.00
107-313-31-00-01	Tax - Hotel-Motel Tax	50.00	423.50	200.00	551.11	200.00	3,968.96	1984%	400.00
107-361-11-00-00	Investment Interest Earned	10.00	4.88	10.00	92.77	10.00	153.79	1538%	70.00
	Total Tourism	70.00	768.24	220.00	846.19	220.00	4,228.86	1922%	510.00
Transportation Benefit District (TBD) Fund									
108-317-60-00-00	TBD Vehicle Fees	-	178.20	-	19.80	-	-	0%	-
108-361-11-00-00	Investment Interest Earned	1,000.00	331.94	400.00	4,634.21	400.00	7,996.42	1999%	2,950.00
	Total TBD	1,000.00	510.14	400.00	4,654.01	400.00	7,996.42	1999%	2,950.00
Housing Fund									
110-313-25-00-00	Property Tax revenue	-	-	-	-	-	96.60	0%	130,000.00
110-361-11-00-00	Investment Interest Earned	-	-	-	-	-	-	-	50.00
	Total Housing	-	-	-	-	-	96.60	0%	130,050.00
Police Drug Fund									
120-361-11-00-00	Int - Investment Interest Earned	-	-	-	-	-	-	0%	-
	Total Police Drug Fund	-	-	-	-	-	-	0%	-
Transportation Impact Fund									
320-345-85-00-00	Fees - Transportation Impact	44,000.00	81,928.52	21,490.00	49,449.56	25,000.00	-	0%	5,000.00
320-361-11-00-00	Int - Investment Interest Earned	1,000.00	1,574.91	100.00	3,855.70	300.00	5,952.61	1984%	2,100.00
	Total Transportation Impact	45,000.00	83,503.43	21,590.00	53,305.26	25,300.00	5,952.61	24%	7,100.00
Water Fund									
401-343-40-01-00	Sales - Water	1,897,000.00	2,120,447.74	1,897,000.00	2,186,972.58	1,900,000.00	1,640,502.77	86%	2,250,000.00
401-343-40-02-00	Charges - Water Hookups	9,500.00	19,009.61	9,500.00	12,354.99	11,000.00	-	0%	5,500.00
401-343-40-03-00	Utility penalty fees	40,000.00	200.00	40,000.00	46,210.48	40,000.00	34,283.40	86%	40,000.00
401-343-40-04-00	Water GFC	106,624.25	249,866.02	46,914.67	21,992.95	85,299.40	-	0%	20,000.00
401-343-40-05-00	Water Surcharge	1,066.24	2,583.97	1,066.24	262.58	1,066.24	-	0%	500.00
401-343-40-06-00	NSF Fees	-	-	-	-	-	-	0%	-
401-343-40-07-00	Hydrant Permit	100.00	3,500.00	100.00	3,200.00	100.00	3,200.00	3200%	200.00
401-343-40-10-00	Fees - Backflow Inspection Fees	9,000.00	9,855.73	9,000.00	11,149.62	9,000.00	9,569.65	106%	10,000.00
401-343-40-11-00	Rev - Miscellaneous	100.00	555.00	100.00	420.00	100.00	492.51	493%	100.00
401-343-40-12-00	Fees - NSF - Water	2,900.00	1,555.00	2,900.00	1,445.00	2,900.00	1,310.00	45%	1,500.00
401-343-40-49-00	Rev - Miscellaneous	-	-	-	-	-	-	0%	-
401-359-90-00-00	Fees - Turn Off Processing Fees	22,000.00	125.00	22,000.00	48,750.00	22,000.00	37,000.00	168%	30,000.00
401-361-11-00-00	Int - Investment Interest Earned	7,000.00	7,813.30	7,000.00	34,002.75	10,000.00	77,825.47	778%	27,000.00
401-369-10-00-00	Sale of Scrap	1,000.00	1,112.67	1,000.00	3,672.60	1,000.00	196.80	20%	500.00
401-382-10-00-00	Deposits - Hydrant Deposit	-	1,500.00	-	-	-	-	0%	-
401-397-00-00-07	Transfer In	-	11,484.68	-	-	-	-	0%	-
401-398-10-00-00	Insurance Recoveries	-	-	-	-	-	-	0%	-
	Total Water Fund	2,096,290.49	2,429,608.72	2,036,580.91	2,370,433.55	2,082,465.64	1,804,380.60	87%	2,385,300.00

Appendix F: 2024 Revenue Detail

BARS	Description	2021		2022		2023		%	2024
		Budget	Actual	Budget	Actual	Budget	9/16/23 YTD		
Water Resource Recovery (WRR) Fund									
408-391-10-35-01	Solids Handling Loan (Reimburse Exp)	10,000,000.00	-	10,000,000.00	-	10,000,000.00	-	0%	1,250,000.00
408-343-50-01-00	Sales - Sewer Service	2,224,000.00	2,210,962.60	2,224,000.00	2,457,720.08	2,440,000.00	1,817,073.75	74%	2,495,000.00
408-343-50-01-01	Sales - Sewer Service High Cedars	181,000.00	195,957.59	181,000.00	196,861.39	190,000.00	143,764.77	76%	200,000.00
408-343-50-02-00	Charges - Sewer Hookups	9,500.00	18,409.31	9,500.00	12,499.82	9,500.00	-	0%	2,000.00
408-343-50-04-00	Sewer GFC	229,218.25	537,155.96	100,856.03	38,111.19	183,374.60	-	0%	40,000.00
408-343-50-05-00	Sewer Surcharge	2,292.18	5,463.32	2,292.18	472.82	2,292.18	-	0%	-
408-361-11-00-00	Int - Investment Interest Earned	50,000.00	18,573.86	17,000.00	136,820.53	17,000.00	271,108.52	1595%	98,000.00
408-369-10-00-00	Sale of Surplus Items	700.00	171.18	500.00	-	100.00	-	0%	-
408-397-00-00-07	Transfer In	-	15,311.22	-	-	-	-	0%	-
408-398-10-00-00	Insurance Recoveries	-	-	-	-	-	-	0%	-
Total WRR Fund		10,696,710.43	3,002,005.04	12,535,148.21	2,842,485.83	12,842,266.78	2,231,947.04	17%	4,085,000.00
Stormwater Fund									
410-311-10-01-00	Pierce County Conservation	-	-	-	1,185.66	-	-	0%	-
410-333-97-00-01	Grants - FEMA Pre-Mitigation Outfall Grant	180,000.00	12,467.65	180,000.00	37,596.19	135,000.00	-	0%	-
410-334-03-15-00	Grant - NPDES State	25,000.00	23,510.61	25,000.00	-	25,000.00	75,000.00	300%	25,000.00
410-334-03-15-01	Grant - Capacity State (Streetsweeper)	-	-	-	-	-	-	0%	130,000.00
410-337-10-00-01	Flood Control Zone District Opportunity	-	-	-	-	64,000.00	-	0%	60,000.00
410-337-10-00-00	Pierce County Flood District Levee Grant	120,000.00	-	120,000.00	52,683.73	98,000.00	-	0%	60,000.00
410-343-10-00-00	Fees - Storm Drainage	933,000.00	955,971.63	933,000.00	1,030,919.67	933,000.00	741,376.82	79%	1,120,000.00
410-343-10-01-00	Storm GFC	25,564.00	58,745.58	11,248.16	4,555.58	20,451.20	-	0%	5,000.00
410-343-10-02-00	Charges - GFC Surcharge	255.64	306.76	255.64	-	255.64	-	0%	-
410-343-10-02-01	Storm Surcharge	-	280.80	-	55.79	-	-	0%	-
410-361-11-00-00	Int - Investment Interest Earned	10,000.00	5,311.77	5,000.00	31,876.68	5,000.00	73,007.83	1460%	25,000.00
410-369-10-00-00	Sale of Surplus Items	500.00	85.59	100.00	-	100.00	-	0%	-
410-397-00-00-09	Transfer In	-	1,916.19	-	-	-	-	0%	-
410-398-10-00-00	Insurance Recoveries	-	-	-	-	-	-	0%	-
Total Stormwater Fund		1,294,319.64	1,058,596.58	1,274,603.80	1,158,873.30	1,280,806.84	889,384.65	69%	1,425,000.00
Cemetery Prepetual Fund									
701-361-11-00-00	Int - Investment Interest Earned	5,000.00	4,803.05	100.00	3,731.41	2,000.00	1,332.24	67%	500.00
701-397-00-01-00	From #104	2,000.00	6,600.00	2,000.00	-	-	-	0%	-
Total Cemetery Prepetual Fund		7,000.00	11,403.05	2,100.00	3,731.41	2,000.00	1,332.24	67%	500.00
Skinner Fund									
704-361-11-00-00	Int - Investment Interest Earned	4,500.00	4,450.33	100.00	3,400.10	2,000.00	1,140.27	57%	400.00
Total Skinner Fund		4,500.00	4,450.33	100.00	3,400.10	2,000.00	1,140.27	57%	400.00

Appendix G: Expense Detail

See next page for Expense Detail.

Appendix G: 2024 Expenses

BARS	Description	2021		2022		2023			2024
		Budget	Actual	Budget	Actual	Budget	9/16/23 YTD	%	Budget
General Fund									
Legislative - Council									
001-511-60-10-01	Salary Council	25,200.00	25,183.90	25,200.00	25,150.28	25,200.00	16,738.96	66%	25,200.00
001-511-60-31-01	Supplies - Council Office & Operating	1,000.00	2,515.43	1,000.00	1,165.20	1,000.00	955.15	96%	1,100.00
001-511-60-31-02	Council Communications Devices - Tablets	3,500.00	2,023.14	2,000.00	743.90	2,000.00	-	0%	7,000.00
001-511-60-31-03	Council Discretionary Fund	21,000.00	18,000.00	21,000.00	19,063.00	-	-	0%	-
001-511-60-41-01	Training - Council Workshops	4,000.00	80.00	4,000.00	5,165.95	4,800.00	3,012.88	63%	3,500.00
001-511-60-49-01	Publications - Council	-	3,940.45	2,600.00	2,600.51	2,000.00	206.81	10%	1,500.00
001-511-60-49-03	Services - Official Publication	3,900.00	1,602.15	-	-	-	-	0%	-
001-511-20-49-00	Dues - Assoc of Wa Cities (AWC)	6,047.00	6,047.00	6,364.00	6,293.00	7,204.00	6,811.00	95%	7,204.00
001-511-20-49-01	Dues - Puget Sound Regional Council	2,400.00	140.00	2,400.00	7,903.38	5,200.00	4,000.00	77%	4,500.00
001-511-20-49-03	Dues - Orting Chamber of Commerce	-	-	-	-	-	3,200.00	0%	-
001-511-20-49-04	Dues - Pierce County Regional Council	2,600.00	330.70	500.00	3,133.50	-	2,758.38	0%	2,800.00
Total Legislative		69,647.00	59,862.77	65,064.00	71,218.72	47,404.00	37,683.18	79%	52,804.00
Judicial - Court									
Salary & Benefits									
001-512-51-10-01	Salary - Municipal Court Administrator	80,123.71	77,609.29	80,369.02	82,795.76	86,091.29	60,640.77	70%	96,334.20
001-512-51-10-02	Salary - Municipal Court Judge	25,000.00	22,897.61	25,750.00	25,709.88	25,750.00	17,680.00	69%	26,522.50
001-512-51-10-03	Salary - Assistant Court Clerk	28,911.93	27,586.21	27,363.69	27,893.94	30,191.35	20,854.62	69%	32,032.00
001-512-51-10-04	Overtime - Court	500.00	-	500.00	-	-	-	0%	-
001-512-51-20-01	Benefits - OASI - Court	8,698.99	8,049.14	8,399.57	8,466.99	9,066.19	6,256.31	69%	10,008.30
001-512-51-20-02	Benefits - Retirement - Court	14,141.92	11,102.34	13,972.93	11,396.76	15,081.86	8,291.14	55%	16,649.10
001-512-51-20-03	Benefits - Medical/LTD/Life - Court	9,762.81	18,683.11	20,593.56	18,487.95	19,422.74	12,600.08	65%	20,246.71
001-512-51-20-04	Benefits - Dental & Vision - Court	1,862.16	1,472.16	1,682.16	1,692.40	1,743.60	1,162.40	67%	1,783.27
001-512-51-20-05	Benefits - Labor & Industry - Court	434.62	375.57	527.59	429.63	527.59	210.96	40%	527.59
Total		169,436.14	167,775.43	179,158.53	176,873.31	187,874.61	127,696.28	68%	204,103.67
O&M									
001-512-51-49-07	Fees - Bank Charges (Credit Card) - Court	2,500.00	5,658.12	2,500.00	1,171.34	1,500.00	596.76	40%	1,200.00
001-512-51-49-06	Dues - Court Memberships/Subscriptions	150.00	-	-	154.65	-	-	0%	-
001-512-51-49-05	Service - Court Appointed Interpreter	600.00	1,820.00	1,000.00	1,036.21	1,000.00	750.00	75%	1,100.00
001-512-51-49-03	Training - Court	1,500.00	1,152.78	1,500.00	-	1,000.00	648.27	65%	1,500.00
001-512-51-49-02	Service - Petit Jury	-	(10.00)	-	-	-	-	0%	-
001-512-51-48-00	R & M Office Equipment - Court	-	294.93	300.00	760.00	300.00	281.58	94%	300.00
001-512-51-42-01	City Hall Repairs & Maintenance	-	-	-	552.65	480.00	1,413.01	294%	1,200.00
001-512-51-47-01	Electricity - City Hall - Court	-	-	-	993.34	2,380.00	1,014.28	43%	2,720.00
001-512-51-42-00	Phone & Internet	-	5,340.66	3,000.00	3,017.34	3,000.00	2,488.85	83%	3,300.00
001-512-51-41-08	Contract - Janitorial - Court	-	369.83	910.00	861.79	910.00	728.34	80%	910.00
001-512-51-41-07	Landscaping Services	-	183.70	350.00	265.04	500.00	161.38	32%	300.00
001-512-51-41-05	Accounting Software License	2,500.00	-	-	-	4,363.75	5,746.33	132%	1,320.00
001-512-51-41-04	PSB Lease - Court	-	-	-	-	-	-	0%	-
001-512-51-41-03	State Audit	700.00	898.06	900.00	1,089.39	540.00	128.39	24%	400.46
001-512-51-41-02	Fees - Court-Bank Analysis	600.00	541.69	1,000.00	683.38	700.00	-	0%	700.00
001-512-51-41-01	IT - Computer Maintenance - Court	3,600.00	357.25	1,000.00	1,745.62	750.00	799.04	107%	1,400.00
001-512-51-40-01	Services	-	-	-	-	-	-	0%	2,000.00
001-512-51-31-02	Computer Replacement	500.00	1,738.76	500.00	-	-	-	0%	850.00
001-512-51-31-01	Postage - Court	1,100.00	1,722.53	1,500.00	1,392.78	1,500.00	748.61	50%	1,000.00
001-512-51-31-00	Supplies - Court - Office	3,500.00	5,543.24	4,500.00	3,812.36	4,500.00	1,792.27	40%	3,000.00
Total		17,250.00	25,611.55	18,960.00	17,535.89	23,423.75	17,297.11	74%	23,200.46

10

Appendix G: 2024 Expenses

BARS	Description	2021		2022		2023			2024
		Budget	Actual	Budget	Actual	Budget	9/16/23 YTD	%	Budget
	Capital								
001-594-12-41-02	Phone Lease	805.00	974.03	805.00	998.85	1,085.00	752.94	69%	1,100.00
	Total	805.00	974.03	805.00	998.85	1,085.00	752.94	69%	1,100.00
	Total Court	187,491.14	194,361.01	198,923.53	195,408.05	212,383.36	145,746.33	69%	228,404.13
	Executive - Mayor/City Administrator								
	Salary & Benefits								
001-513-10-10-01	Salary - Mayor	30,000.00	19,985.58	30,000.00	32,002.36	30,000.00	19,927.40	66%	30,000.00
001-513-10-10-03	Salary - City Administrator	47,139.99	47,409.64	53,162.98	51,251.57	61,300.53	39,566.26	65%	59,455.79
001-513-20-20-01	OASI	3,773.34	5,169.40	4,325.38	6,368.85	4,919.31	4,562.16	93%	4,635.58
001-513-20-20-02	Benefits Retirement	6,114.06	5,214.06	6,895.24	5,231.44	7,950.68	4,019.16	51%	7,711.42
001-513-20-20-03	Benefits - Medical/LTD/Life	2,458.88	3,912.53	2,662.96	8,215.62	7,734.97	6,226.16	80%	8,034.05
001-513-20-20-04	Benefits - Dental/Vision	651.76	655.32	672.76	508.31	526.26	350.80	67%	540.15
001-513-20-20-05	Benefits - Labor and Industry	101.41	313.17	123.10	358.23	123.10	180.23	146%	123.10
	Total	90,239.44	82,659.70	97,842.42	103,936.38	112,554.85	74,832.17	66%	110,500.08
	Executive O&M								
001-513-10-31-04	Communication Plan -PCTV (PEG Fees)	-	12,031.80	-	16,754.32	9,000.00	16,263.26	181%	12,000.00
001-513-10-31-00	Supplies - Office & Operating	1,800.00	1,174.91	1,800.00	518.21	1,800.00	658.74	37%	1,000.00
001-513-10-31-01	Postage - Executive	50.00	8.21	50.00	-	50.00	119.94	240%	100.00
001-513-10-31-02	Supplies - Employee Recognition	150.00	131.16	150.00	432.11	350.00	90.55	26%	350.00
001-513-10-31-03	Health & Wellness Program	300.00	421.71	300.00	810.77	450.00	-	0%	450.00
001-513-10-41-01	Services - Professional Services	4,000.00	14,864.85	15,000.00	6,000.00	7,500.00	19,190.00	256%	4,000.00
001-513-10-43-00	Reimb - Travel Exp-Meals, Mileage	1,000.00	220.64	1,000.00	668.22	1,000.00	1,190.95	119%	1,000.00
001-513-10-48-01	R & M - Office Equipment - Exec	-	417.70	200.00	760.00	200.00	-	0%	200.00
001-513-10-49-00	Training - Executive	2,000.00	1,248.74	2,000.00	2,551.93	2,000.00	1,697.82	85%	2,000.00
001-513-23-41-01	IT - Computer Maintenance - Exec	1,500.00	1,039.94	1,500.00	1,262.22	-	384.57	0%	800.00
	Total	10,800.00	31,559.66	22,000.00	29,757.78	22,350.00	39,595.83	177%	21,900.00
	Total Executive	101,039.44	114,219.36	119,842.42	133,694.16	134,904.85	114,428.00	85%	132,400.08
	Clerk/Finance								
	Salary & Benefits								
001-514-20-10-08	Salary - City Treasurer	40,185.74	40,866.13	44,688.93	44,683.72	47,870.78	31,847.69	67%	47,860.77
001-514-20-10-06	Salary - City Clerk	51,603.63	63,020.07	48,840.25	56,335.04	61,817.99	40,869.22	66%	66,207.36
001-514-20-10-13	Salary - General Fund	120,828.28	103,129.46	132,866.88	90,018.51	106,650.12	67,721.09	63%	116,365.61
001-514-20-10-05	Overtime - Finance/Admin Dept.	2,500.00	1,450.68	2,500.00	3,294.41	2,500.00	1,270.10	51%	2,500.00
001-514-20-10-14	Salary - Facility	1,000.00	4,805.28	1,000.00	8,163.57	1,000.00	3,677.27	368%	5,000.00
001-517-21-20-01	Benefits-OASI	16,890.01	18,261.79	18,155.67	18,289.22	18,202.14	12,972.98	71%	19,699.65
001-517-21-20-02	Benefits-Retirement	27,576.51	22,722.65	28,902.98	20,144.21	28,112.30	14,209.56	51%	30,089.67
001-517-31-21-00	Benefits-Medical & Ltd	39,800.97	22,734.28	49,655.42	24,636.75	22,931.56	11,648.56	51%	16,842.66
001-517-31-22-00	Benefits-Dental & Vision	4,581.60	4,573.89	4,762.89	4,222.48	4,226.57	2,858.90	68%	4,311.39
001-517-60-20-00	Benefits-Labor & Industries	805.49	864.19	1,219.65	1,204.43	1,082.68	510.89	47%	1,135.65
001-517-78-20-00	Unemployment Compensation	500.00	7,181.75	8,000.00	23,586.37	4,000.00	(569.47)	-14%	4,000.00
	Total	306,272.23	289,610.17	340,592.67	294,578.71	298,394.14	187,016.79	63%	314,012.76
	O&M								
001-518-20-40-03	Old City Hall Expense	4,200.00	6,424.14	6,500.00	11,830.02	2,000.00	706.34	35%	1,000.00
001-514-21-32-01	Gasoline - City Hall	600.00	-	-	-	-	-	0%	-
001-514-21-41-01	Contract - Janitorial - Finance	1,200.00	950.98	2,340.00	2,216.04	1,640.00	1,872.86	114%	1,640.00
001-514-21-47-01	Electricity - City Hall - Finance	1,700.00	3,361.64	4,000.00	4,698.12	6,200.00	3,090.64	50%	7,140.00
001-514-21-48-01	City Hall Repairs & Maintenance	1,000.00	2,159.09	1,000.00	7,575.44	1,260.00	14,050.55	1115%	3,000.00
001-514-23-42-02	City Hall R&M Scheduled	-	-	-	1,229.91	-	2,781.46	0%	4,500.00
001-514-23-31-01	Postage - Finance/Admin	2,500.00	1,717.62	2,500.00	1,023.66	1,000.00	636.64	64%	750.00

Appendix G: 2024 Expenses

BARS	Description	2021		2022		2023			2024
		Budget	Actual	Budget	Actual	Budget	9/16/23 YTD	%	Budget
001-514-23-31-02	Supplies - Office & Operating	7,000.00	12,533.40	9,000.00	13,690.69	9,000.00	4,119.84	46%	8,000.00
001-514-23-41-04	IT - Computer Maintenance	3,000.00	4,214.69	3,500.00	7,127.76	7,000.00	3,653.58	52%	6,400.00
001-514-23-41-10	Contract - Codifiers	3,000.00	4,897.29	2,000.00	1,885.25	3,000.00	1,804.25	60%	3,000.00
001-514-23-41-12	IT - Website Maintenance	4,000.00	5,340.39	4,200.00	3,153.48	2,450.00	2,788.72	114%	2,791.25
001-514-23-41-14	Audit Services	1,800.00	2,469.65	2,750.00	3,048.01	1,190.00	385.15	32%	4,408.67
001-514-23-41-16	Landscaping Services	-	656.11	1,250.00	1,117.23	1,560.00	552.98	35%	1,560.00
001-514-23-41-17	Copier Maintenance	-	568.17	-	-	-	33.69	0%	500.00
001-514-23-41-18	Accounting Software License	-	-	-	-	13,758.85	4,097.84	30%	3,960.00
001-514-23-42-00	Phone & Internet	10,000.00	15,684.20	10,000.00	11,442.37	10,000.00	9,869.41	99%	12,000.00
001-514-23-43-00	Reimb - Travel Exp-Meals, Mileage	400.00	-	400.00	3,662.89	400.00	638.70	160%	400.00
001-514-23-45-00	Equip Rental-Postage Machine	900.00	536.17	-	-	-	-	0%	-
001-514-23-49-06	Fees - Bank Charges	3,000.00	3,908.00	3,800.00	2,088.10	3,800.00	434.25	11%	2,000.00
001-514-23-49-08	Vehicle Licensing	-	-	-	213.00	-	-	0%	-
001-514-30-49-01	Services - PRR requests	120.00	-	120.00	-	120.00	-	0%	1,800.00
001-514-23-49-05	Miscellaneous	-	442.78	-	(5,105.49)	-	(0.08)	0%	-
001-514-40-41-19	Training - Finance Staff	1,000.00	1,332.32	1,000.00	2,055.73	1,000.00	1,069.00	107%	1,000.00
001-514-40-41-49	Training - Finance Director	1,000.00	1,139.22	1,000.00	210.10	1,000.00	375.00	38%	1,000.00
001-514-40-49-02	Dues/membership/subscriptions	150.00	100.00	150.00	750.00	150.00	800.00	533%	485.00
001-514-40-49-06	ARPA City Hall Barrier (Capital Exp)	-	-	-	61,427.91	-	-	0%	-
001-514-40-41-50	Professional Services (other)	-	-	-	-	-	-	0%	500.00
001-518-10-41-01	Professional Services (HR)	-	868.00	2,000.00	16,064.50	1,000.00	1,363.46	136%	1,000.00
001-518-20-40-02	General Fund Facilities Architectural Services	-	-	-	-	-	-	0%	-
001-518-30-40-01	Property Expenses Paid to Pierce County	-	723.46	800.00	-	800.00	-	0%	-
001-519-00-46-00	Insurance/Bonds AWC - Finance	31,586.79	35,790.67	30,151.03	33,969.30	46,951.03	48,137.10	103%	68,263.40
	Total	78,156.79	105,817.99	88,461.03	187,743.13	115,279.88	103,261.38	90%	137,098.32
	Capital								
001-594-14-41-03	Phone Lease	1,400.00	1,655.19	1,400.00	2,063.52	2,850.00	1,976.48	69%	3,000.00
001-594-14-41-04	Copier Lease	4,400.00	-	4,400.00	-	3,000.00	-	0%	718.00
001-594-14-60-02	Capout Finance - Computers (2)	2,500.00	988.31	1,000.00	101.52	1,000.00	-	0%	-
	Total	8,300.00	2,643.50	6,800.00	2,165.04	6,850.00	1,976.48	29%	3,718.00
	Total Clerk/Finance	392,729.02	398,071.66	435,853.70	484,486.88	420,524.02	292,254.65	69%	454,829.08
	Legal								
001-515-41-41-01	Legal - City Attorney Retainer	30,000.00	11,125.00	-	24,475.00	-	-	0%	-
001-515-41-41-02	Legal - City Attorney Services	55,000.00	30,108.33	60,000.00	18,640.39	60,000.00	26,003.70	43%	40,000.00
001-515-41-41-03	Salary - Prosecuting Attorney	23,500.00	24,843.00	23,500.00	24,843.00	23,500.00	14,998.90	64%	26,480.00
001-515-41-41-04	Legal - Chronic Nuisance	5,000.00	20,868.00	5,000.00	8,675.04	5,000.00	517.63	10%	5,000.00
001-515-41-41-05	Legal - HR	-	5,412.55	5,000.00	7,740.57	5,000.00	22,582.33	452%	9,500.00
001-515-41-41-06	Legal - Code Enforcement	-	6,493.90	500.00	9,995.74	500.00	5,648.56	1130%	6,000.00
001-515-41-41-07	Legal - Development	-	7,781.00	7,000.00	1,460.32	7,000.00	2,650.00	38%	3,000.00
001-512-51-49-08	Conflict Public Defender	500.00	150.00	500.00	350.00	500.00	150.00	30%	500.00
001-512-51-49-01	Fees - Court Appointed Attorney	26,400.00	24,858.00	26,400.00	25,598.67	26,400.00	15,374.36	58%	27,300.00
	Total Legal	140,400.00	131,639.78	127,900.00	121,778.73	127,900.00	87,925.48	69%	117,780.00

Appendix G: 2024 Expenses

BARS	Description	2021		2022		2023			2024
		Budget	Actual	Budget	Actual	Budget	9/16/23 YTD	%	Budget
	Police								
	Salary & Benefits								
001-521-10-10-00	Salary - Police Chief	136,268.95	128,136.51	144,319.26	106,997.36	150,961.60	100,186.29	66%	159,247.56
001-521-10-10-01	Salary - Police Clerk	58,319.85	61,509.81	60,315.06	71,705.11	66,547.77	48,741.73	73%	68,548.48
001-521-10-10-04	Salary - Civil Service Secretary	3,600.00	3,600.00	3,600.00	1,200.00	-	-	0%	-
001-521-70-10-04	Salary - Police Sgt/Lieutenant- Traffic (57%)	111,670.00	108,825.69	126,684.90	115,083.00	131,856.44	-	0%	68,236.23
001-521-70-10-15	Salary - Police Commander	-	-	117,924.49	-	109,057.87	-	0%	-
001-521-25-10-00	Salary - Police Sergeant/Lieutenant (43%)	84,242.28	114,252.03	95,569.31	127,264.53	99,470.65	84,781.98	85%	51,476.46
001-521-70-10-09	Salary - SRO	-	69,230.70	-	89,742.17	-	62,906.28	0%	-
001-521-70-10-05	Overtime - PD	55,000.00	170,538.13	55,000.00	212,403.85	55,000.00	124,993.21	227%	55,000.00
001-521-70-10-07	Salary - Police Officer	663,350.27	544,369.70	633,141.52	601,615.51	773,056.33	411,476.56	53%	862,348.38
001-521-20-20-01	Benefits-Labor & Industries	46,680.61	26,590.08	46,804.58	36,064.33	43,314.54	16,521.32	38%	40,575.18
001-521-20-20-02	Benefits-Medical & Ltd	200,575.90	153,336.57	226,126.04	158,739.98	219,121.04	121,886.81	56%	170,628.45
001-521-20-20-03	Benefits-Dental & Vision	22,105.92	18,999.67	22,825.92	20,295.32	25,786.80	13,885.20	54%	22,255.99
001-521-20-20-04	Benefits-OASI	87,152.52	90,496.74	98,478.16	100,285.91	103,945.72	66,722.33	64%	100,345.54
001-521-20-20-05	Benefits-Retirement	63,557.41	56,407.43	70,324.55	67,959.23	73,871.17	46,595.26	63%	62,528.78
	Total	1,532,523.71	1,546,293.06	1,701,113.78	1,709,356.30	1,851,989.93	1,098,696.97	59%	1,661,191.04
	O&M								
001-521-20-31-10	Drone Supplies	-	-	-	-	2,000.00	1,001.91	50%	-
001-521-50-49-02	Dues - PC Police Chiefs Assoc	450.00	450.00	-	400.00	-	-	0%	450.00
001-521-50-49-01	Dues - Misc	480.00	589.20	500.00	229.98	500.00	536.60	107%	1,000.00
001-521-50-49-00	Dues - WA Assoc. of Sheriffs	180.00	180.00	-	120.00	-	185.00	0%	120.00
001-521-50-48-07	Contract - Dispatch (shifted to SS 911)	93,710.00	-	-	-	-	-	0%	-
001-521-50-48-06	R & M Building	-	408.32	-	-	-	-	0%	300.00
001-521-50-48-05	R & M - Bicycles	500.00	4,701.00	500.00	-	500.00	-	0%	200.00
001-521-50-48-04	R & M - Equipment	4,000.00	7,875.89	4,000.00	3,432.46	4,000.00	633.35	16%	4,000.00
001-521-50-48-03	R & M - Office Facilities	500.00	1,497.81	500.00	850.86	500.00	155.14	31%	500.00
001-521-50-48-02	R & M - Vehicles	7,500.00	6,213.63	6,000.00	15,839.14	6,000.00	8,910.88	149%	7,500.00
001-521-50-48-01	R & M - Communications	-	3,178.98	3,000.00	-	3,000.00	2,406.25	80%	3,000.00
001-521-50-42-06	Electricity - City Hall - PD	-	-	-	9,226.49	6,240.00	4,780.21	77%	10,200.00
001-521-50-42-05	City Hall Repairs & Maintenance	-	-	-	1,911.11	1,800.00	5,523.64	307%	4,000.00
001-521-50-42-04	Landscaping Services	-	656.11	1,250.00	1,169.21	1,870.00	823.78	44%	1,870.00
001-521-50-42-01	Communications - Circular Wireless	-	120.12	-	-	-	-	0%	-
001-521-50-42-00	Phone & Internet	8,000.00	29,557.86	11,000.00	24,902.08	17,000.00	18,736.88	110%	24,000.00
001-521-50-41-09	Accounting Software License	-	-	-	-	3,705.75	2,561.16	69%	1,320.00
001-521-50-41-05	IT - Software License Lexipol	-	-	-	-	-	6,874.04	0%	-
001-521-50-41-04	Contract - Janitorial - PD	-	1,779.98	3,900.00	3,693.39	3,900.00	3,121.43	80%	3,900.00
001-521-50-41-02	Legal - Services - PD	2,000.00	1,021.61	1,500.00	1,689.92	-	5,159.10	0%	1,500.00
001-521-50-41-01	IT - Computer Maintenance	20,000.00	17,805.16	20,000.00	21,181.59	21,000.00	16,522.88	79%	21,000.00
001-521-50-10-03	Court Clerk - Janitorial	3,500.00	-	-	-	-	-	0%	-
001-521-40-49-00	Training - PD	15,000.00	22,119.54	20,000.00	15,925.99	20,000.00	11,006.20	55%	20,000.00
001-521-40-41-06	Academy Tuition	3,500.00	-	3,500.00	-	2,500.00	4,947.00	198%	5,000.00
001-521-40-31-01	Training Supplies	-	-	-	-	-	192.41	0%	500.00
001-521-40-31-02	Community Outreach Supplies	-	-	-	190.52	1,000.00	370.95	37%	1,000.00
001-521-30-49-00	Service - Crime Prevention Programs	1,000.00	180.51	1,000.00	929.17	-	-	0%	-
001-521-30-31-04	IT - Computer Software/Supplies	-	7,019.30	-	444.72	-	-	0%	1,000.00
001-521-23-41-00	Dues - TRT/Collision Inv team	5,000.00	-	5,000.00	-	5,000.00	-	0%	10,000.00
001-521-21-31-01	Supplies - Investigation & Evidence	2,000.00	3,706.25	5,000.00	4,901.61	2,500.00	2,263.19	91%	2,500.00
001-521-20-45-03	Services - Office & Operating	-	20.86	-	-	-	1,723.75	0%	500.00
001-521-20-45-02	Communications - Cell Connection Data Inter	10,000.00	5,568.67	7,500.00	-	-	-	0%	-
001-521-20-45-01	Communications - Cellular Phones - Cars	8,900.00	3,791.36	8,900.00	-	-	-	0%	-
001-521-20-41-02	Civil Service Legal Expense	2,500.00	-	400.00	-	400.00	-	0%	-

G4

Appendix G: 2024 Expenses

BARS	Description	2021		2022		2023			2024
		Budget	Actual	Budget	Actual	Budget	9/16/23 YTD	%	Budget
001-521-20-41-00	Medical Exams	550.00	3,555.00	2,000.00	2,297.00	1,500.00	4,030.50	269%	3,000.00
001-521-20-34-00	Supplies - Manual Supplements - Lexipol	5,500.00	6,364.85	5,500.00	-	5,500.00	6,874.04	125%	6,000.00
001-521-20-32-00	Gasoline - PD	25,000.00	24,540.49	22,000.00	27,603.45	22,000.00	14,902.07	68%	20,000.00
001-521-20-31-07	Postage - PD	300.00	60.62	150.00	42.45	150.00	62.12	41%	150.00
001-521-20-31-06	Supplies - Operating	-	2,109.62	200.00	9,172.21	3,000.00	5,911.19	197%	16,500.00
001-521-20-31-05	Service - Public Safety Testing	300.00	568.00	300.00	584.00	400.00	302.00	76%	400.00
001-521-20-31-04	Training - Civil Service Comm.	500.00	-	500.00	96.77	-	-	0%	-
001-521-20-31-03	Supplies - Office (shifted to Supplies Operating)	6,500.00	8,484.16	6,500.00	11,768.42	6,500.00	4,739.77	73%	-
001-521-20-31-02	Supplies - Civil Service Comm.	300.00	143.32	300.00	-	-	108.67	0%	150.00
001-521-20-31-01	Benefits - Uniforms & Clothing	15,000.00	22,479.59	15,000.00	15,625.05	17,000.00	12,448.47	73%	15,000.00
001-521-20-21-01	Benefits - Gym Membership	2,500.00	2,400.00	3,000.00	2,400.00	3,000.00	2,400.00	80%	2,600.00
001-521-10-40-08	State Audit (\$37,000) PD	2,000.00	2,694.16	3,000.00	3,215.96	5,935.00	2,054.15	35%	880.58
001-521-10-40-07	Accreditation	5,000.00	3,903.86	8,000.00	425.35	-	-	0%	-
001-521-10-40-06	Copier Lease - PD	3,200.00	2,169.72	3,200.00	228.96	3,200.00	1,946.35	61%	2,500.00
001-521-10-40-05	South Sound 911	35,000.00	124,040.00	130,000.00	129,660.00	130,000.00	95,677.50	74%	145,000.00
001-519-00-46-01	Insurance/Bonds WCIA - PD	43,938.29	37,721.42	41,941.10	45,292.40	67,941.10	70,601.08	104%	98,538.89
	Total	334,308.29	359,676.97	345,041.10	355,450.26	369,541.85	320,493.66	87%	436,079.47
001-521-20-31-09	Ballistic Carrier Plates	-	-	-	-	8,000.00	8,237.82	103%	-
001-521-20-31-08	Stop Sticks -Vehicle Pursuit Intervention	-	-	-	-	5,000.00	5,437.18	109%	-
001-591-21-70-03	2018 Police Vehicle Purchase (P)	37,000.00	41,714.95	45,191.45	41,615.90	40,818.15	32,709.18	80%	-
001-592-21-80-02	2018 Police Vehicle Purchase (I)	8,000.00	6,198.99	3,826.27	7,401.82	1,133.73	1,073.08	95%	-
001-594-21-64-01	Police Vehicle	120,000.00	123,309.13	60,000.00	22,367.71	70,000.00	144,462.36	206%	140,000.00
001-594-21-64-39	Night Vision Equipment	-	-	-	-	4,500.00	4,500.00	100%	4,500.00
001-594-21-64-43	Taser Lease	4,500.00	29,640.48	25,700.00	25,548.34	25,700.00	-	0%	25,700.00
001-594-21-64-46	Computer Replacement - in cars	13,000.00	12,450.40	11,000.00	9,115.39	6,000.00	-	0%	6,000.00
001-594-21-64-49	Police - Duty Sidearms	5,000.00	7,141.20	-	-	-	-	0%	-
001-594-21-64-50	Police - Less than Lethal Equipment	4,000.00	7,637.50	-	1,017.22	-	-	0%	2,000.00
001-594-21-64-51	Police - Rifles	5,000.00	-	2,500.00	4,594.64	5,000.00	900.71	18%	3,000.00
001-594-21-64-53	Phone Lease	3,600.00	4,345.87	3,600.00	4,135.20	4,075.00	2,823.55	69%	4,075.00
001-594-21-64-02	*Police Radios	-	-	-	-	-	-	0%	20,000.00
001-594-21-64-54	*Fingerprinting Machine	-	-	-	-	-	-	0%	10,000.00
001-597-21-00-01	Transfer to LOCAL Vehicle Purchase	29,289.53	29,289.52	-	-	-	-	0%	-
	Total	229,389.53	261,728.04	151,817.72	115,796.22	170,226.88	200,143.88	118%	215,275.00
	Total Police	2,096,221.53	2,167,698.07	2,197,972.60	2,180,602.78	2,391,758.66	1,619,334.51	68%	2,312,545.51
	Fire								
001-522-20-48-04	Fees - Fire Investigation	1,500.00	2,511.17	1,500.00	3,284.56	1,500.00	2,463.42	164%	1,500.00
	Total Fire	1,500.00	2,511.17	1,500.00	3,218.56	1,500.00	2,463.42	164%	1,500.00
	Jail								
001-523-21-41-00	Fees - Home Monitoring	500.00	-	500.00	111.50	500.00	-	0%	500.00
001-523-60-41-00	Fees - Jail	60,000.00	57,373.24	60,000.00	114,561.58	70,000.00	31,475.08	45%	60,000.00
	Total Jail	60,500.00	57,373.24	60,500.00	114,673.08	70,500.00	31,475.08	45%	60,500.00

Appendix G: 2024 Expenses

BARS	Description	2021		2022		2023			2024
		Budget	Actual	Budget	Actual	Budget	9/16/23 YTD	%	Budget
Building/Code Enforcement									
001-524-10-10-09	Salary - Building Official	80,041.74	82,341.36	85,263.49	85,274.97	83,353.59	58,876.07	71%	59,350.82
001-524-10-10-12	Salary - Building Department	9,683.44	30,748.37	1,094.55	1,264.47	-	1,640.35	0%	3,601.22
001-524-10-10-06	Salary - City Administrator	1,346.86	1,354.67	1,518.94	1,464.41	1,751.44	1,130.47	65%	1,698.74
001-524-10-10-07	Salary - City Clerk	874.64	1,704.33	827.80	1,486.61	1,047.76	692.67	66%	1,122.16
001-524-10-10-13	Salary - Code Enforcement Officer	39,896.10	-	41,261.01	23,694.55	36,771.05	36,267.16	99%	40,648.45
001-524-10-10-05	Salary - Overtime	-	91.69	-	-	-	-	0%	-
001-524-10-10-11	Overtime - Bldg	-	8.56	-	14.64	-	-	0%	-
001-524-20-20-01	Benefits-Labor & Industries	663.51	1,304.89	629.59	283.30	543.52	130.23	24%	441.52
001-524-20-20-02	Benefits-Medical & Ltd	41,003.00	24,217.48	34,271.82	19,012.25	24,098.85	13,061.87	54%	13,559.55
001-524-20-20-03	Benefits-Dental & Vision	3,892.35	2,395.26	3,198.27	1,788.18	2,700.53	1,236.52	46%	2,242.09
001-524-20-20-04	Benefits-OASI	12,076.56	8,739.93	1,895.55	6,691.72	1,895.55	4,684.28	247%	8,308.33
001-524-20-20-05	Benefits-Retirement	20,431.73	10,167.88	18,276.19	9,186.96	16,041.47	6,336.15	39%	13,436.98
	Total	209,909.93	163,074.42	188,237.21	150,162.06	168,203.77	124,055.77	74%	144,409.87
O&M									
001-524-60-40-01	Code Enforce/Bldg - Services	300.00	-	300.00	-	300.00	70.68	24%	840.00
001-524-60-31-00	Publications - Bldg	100.00	-	100.00	-	-	-	0%	-
001-524-60-31-01	Supplies	-	-	-	(6,000.00)	-	100.03	0%	300.00
001-524-40-49-02	Training Code Enforcement	-	-	-	(20.00)	-	-	0%	500.00
001-524-20-49-07	Services -Permitting Software	-	-	-	-	-	-	0%	10,000.00
001-524-20-49-05	Dues - Memberships/Subscriptions	100.00	170.00	500.00	150.00	250.00	55.00	22%	250.00
001-524-20-49-02	Contract - Janitorial - Bldg	300.00	158.50	300.00	369.34	300.00	312.15	104%	300.00
001-524-20-49-01	Contract - Inspections - Bldg	1,000.00	1,839.00	1,000.00	1,870.00	1,000.00	1,875.00	188%	2,000.00
001-524-20-49-00	Contract - Plan Review - Bldg	1,000.00	585.00	1,000.00	675.00	1,000.00	1,570.00	157%	1,000.00
001-524-20-48-01	R & M - Vehicle	700.00	70.20	400.00	4,179.14	1,000.00	1,554.21	155%	2,000.00
001-524-20-42-01	City Hall Repairs & Maintenance	-	-	-	199.13	300.00	920.57	307%	300.00
001-524-20-42-00	Phone & Internet	1,100.00	2,418.54	2,000.00	3,798.53	2,000.00	3,740.51	187%	4,500.00
001-524-10-41-05	Accounting Software License	-	-	-	-	4,227.70	2,561.15	61%	-
001-524-20-41-08	Landscaping Services	-	131.22	250.00	181.88	310.00	110.59	36%	310.00
001-524-20-41-06	State Audit - Bldg (\$37,000)	1,200.00	1,571.60	1,700.00	1,906.43	700.00	256.77	37%	455.97
001-524-20-41-05	Training - Bldg	2,000.00	699.95	2,000.00	3,231.09	2,000.00	2,624.32	131%	2,100.00
001-524-20-41-02	Eng - Inspection - Dev Costs	5,000.00	17,480.00	5,000.00	2,386.00	5,000.00	2,689.17	54%	5,000.00
001-524-20-41-01	IT - Computer Maintenance - Bldg	3,000.00	3,382.77	3,000.00	4,430.81	2,000.00	3,367.84	168%	3,000.00
001-524-20-35-01	Code Updates - International Building Code	1,000.00	1,031.81	1,035.00	-	1,035.00	703.13	68%	1,035.00
001-524-20-35-00	Supplies - Small Tools & Equipment	-	-	50.00	14.21	200.00	-	0%	200.00
001-524-20-32-05	Electricity - City Hall - BLD	600.00	504.27	600.00	730.90	1,500.00	665.89	44%	1,700.00
001-524-20-32-02	Reimb - Mileage - Bldg	-	-	-	8.26	-	-	0%	-
001-524-20-32-01	Gasoline - Bldg	500.00	834.78	500.00	771.00	500.00	721.61	144%	1,000.00
001-524-20-31-02	Postage - Bldg	50.00	23.60	50.00	27.02	50.00	60.42	121%	50.00
001-524-20-31-01	Clothing - Bldg	500.00	704.32	300.00	392.09	300.00	2,617.06	872%	600.00
001-524-20-31-00	Supplies - Office & Operating	2,500.00	789.01	2,500.00	1,764.91	2,500.00	3,061.54	122%	2,000.00
001-524-10-41-04	CRS Software	-	2,400.00	2,400.00	2,400.00	-	-	0%	-
001-519-00-46-03	Insurance/Bonds WCIA - Building	7,580.75	6,508.15	7,236.17	6,793.86	7,396.17	6,418.28	87%	10,754.79
	Total	28,530.75	41,302.72	32,221.17	30,259.60	33,868.87	36,055.92	106%	50,195.76
Capital									
001-594-24-64-06	Code Enforcement Vehicle	-	-	-	-	-	78.77	0%	-
001-594-24-41-02	Phone Lease	400.00	410.95	400.00	481.40	680.00	470.59	69%	600.00
001-594-24-64-05	Initial Vision Permitting Software	-	5,000.00	-	-	-	-	0%	-
001-597-24-00-01	Transfer to LOCAL Vehicle Purchase	562.71	562.71	-	-	-	-	0%	-
	Total	962.71	5,973.66	400.00	481.40	680.00	549.36	81%	600.00
	Total Building	239,403.39	210,350.80	220,858.38	180,903.06	202,752.64	160,661.05	79%	195,205.63

63

Appendix G: 2024 Expenses

BARS	Description	2021		2022		2023			2024
		Budget	Actual	Budget	Actual	Budget	9/16/23 YTD	%	Budget
Emergency Management									
001-525-60-41-06	Automated Calling Software -	5,600.00	-	-	-	-	-	0%	-
001-525-10-40-00	Emergency Management	11,500.00	3,906.43	11,500.00	7,734.93	12,000.00	3,463.02	29%	44,800.00
001-525-30-30-00	Supplies - Disaster Relief	100.00	-	100.00	-	100.00	-	0%	100.00
001-525-50-47-01	Electricity - Lahar Sirens	200.00	140.50	200.00	148.40	200.00	100.21	50%	200.00
001-525-60-30-01	Emergency Preparedness Supplies	7,500.00	983.38	3,500.00	-	2,500.00	2,902.54	116%	3,000.00
001-525-60-41-00	Services - Hazard Mitigation - Planning	5,250.00	-	3,500.00	25.14	-	-	0%	-
001-525-60-41-01	Equipment - Hazard Mitigation	5,000.00	-	5,000.00	-	5,000.00	-	0%	2,000.00
001-525-60-41-03	IT - Disaster Recovery -Server Backup	10,500.00	24,247.85	10,500.00	24,631.53	10,500.00	18,473.10	176%	12,800.00
001-525-60-41-04	Staff EOC Training	1,000.00	-	1,000.00	-	1,000.00	1,438.76	144%	1,000.00
Total Emergency Management		46,650.00	29,278.16	35,300.00	32,540.00	31,300.00	26,377.63	84%	63,900.00
Animal Control									
001-554-30-40-00	Pierce County Animal Control	28,000.00	38,318.88	28,000.00	33,099.72	28,000.00	19,503.20	70%	28,000.00
Total Animal Control		28,000.00	38,318.88	28,000.00	33,099.72	28,000.00	19,503.20	70%	28,000.00
Planning & Land Use									
Salary & Benefits									
001-544-20-10-02	Engineer Salary	-	-	-	11,980.51	-	7,388.53	0%	-
Total		-	-	-	11,980.51	-	7,388.53	0%	-
O&M									
001-558-60-31-00	Supplies - Office & Operating	-	341.99	-	100.00	-	-	0%	-
001-558-60-31-01	Salary - Hearing Examiner	600.00	300.00	600.00	150.00	600.00	-	0%	600.00
001-558-60-31-02	Postage - Planning	100.00	177.85	100.00	292.23	100.00	-	0%	100.00
001-558-60-31-03	Publications - Planning	1,000.00	4,514.52	1,500.00	3,565.40	1,500.00	835.22	56%	1,500.00
001-558-60-41-00	Community Development	1,000.00	-	1,000.00	-	1,000.00	-	0%	-
001-558-60-41-01	Eng - Planning & Land Use	10,000.00	55,990.38	25,000.00	25,175.06	15,000.00	32,928.86	220%	25,000.00
001-558-60-41-08	Comp Plan	-	-	-	-	65,000.00	-	0%	65,000.00
001-558-60-41-02	Contract - Planning Consultant	90,000.00	103,515.79	95,000.00	100,663.06	95,000.00	94,131.25	99%	95,000.00
001-558-60-41-07	CRS Software	-	1,200.00	1,200.00	1,200.00	-	-	0%	-
Total		102,700.00	166,040.53	124,400.00	131,145.75	178,200.00	127,895.33	72%	187,200.00
Total Planning & Land Use		102,700.00	166,040.53	124,400.00	143,126.26	178,200.00	135,283.86	76%	187,200.00
Parks & Recreation									
Salary & Benefits									
001-575-50-10-01	Salary - Activities & Events Coordinator	23,508.04	4,870.84	24,312.29	49,738.74	31,965.49	49,604.81	155%	72,205.41
001-575-50-20-01	Benefits - Labor & Industries	144.87	12.64	175.86	-	175.86	-	0%	369.31
001-575-50-20-02	Benefits - Medical & Ltd	110.57	551.02	-	2,979.49	-	3,797.42	0%	4,681.94
001-575-50-20-03	Benefits - Dental & Vision	-	105.42	-	485.66	-	661.19	0%	2,124.44
001-575-50-20-04	Benefits - OASI	1,798.37	372.93	1,895.55	3,897.10	2,695.24	3,908.12	145%	5,900.47
001-575-50-20-05	Benefits - Retirement	-	555.19	-	4,779.35	-	4,828.98	0%	3,504.93
001-575-50-20-06	Overtime - Parks & Recreation	-	-	-	1,184.39	-	1,306.24	0%	-
Total		25,561.85	6,468.04	26,383.70	63,064.73	34,836.59	64,106.76	184%	88,786.50
O&M									
001-582-10-00-00	Refund of Facility Deposit	-	-	-	200.00	-	7,800.00	0%	6,000.00
001-571-20-31-01	Supplies - Parks & Rec	750.00	1,056.64	1,700.00	2,734.09	800.00	1,310.24	164%	2,500.00
001-571-20-44-00	Advertising - Parks & Rec	250.00	1,430.23	250.00	1,619.99	800.00	-	0%	400.00
001-571-20-44-01	Services - Parks & Rec	-	-	-	-	-	87.18	0%	100.00
001-575-21-40-00	State Audit (\$37,000) Recr	650.00	1,347.08	1,500.00	1,634.08	200.00	7.04	4%	107.32

Appendix G: 2024 Expenses

BARS	Description	2021		2022		2023			2024
		Budget	Actual	Budget	Actual	Budget	9/16/23 YTD	%	Budget
001-575-50-31-01	Supplies - Office & Operating	-	2,287.67	500.00	1,183.26	500.00	465.58	93%	600.00
001-575-50-31-02	Postage - Parks & Rec	100.00	3.06	100.00	26.52	100.00	-	0%	100.00
001-575-50-41-03	IT - Computer Maintenance	800.00	2,197.59	800.00	2,605.30	800.00	705.06	88%	2,000.00
001-575-50-49-02	Tng - Parks & Rec Training	-	-	-	852.08	-	1,752.96	0%	2,500.00
001-575-50-43-00	Mileage Reimbursement	-	-	-	17.83	-	-	0%	-
001-575-50-42-01	Phone & Internet	-	321.89	-	1,783.36	-	578.87	0%	1,000.00
001-575-50-32-00	Gasoline	-	-	-	-	-	-	0%	100.00
	Total	2,550.00	8,644.16	4,850.00	12,656.51	3,200.00	12,706.93	397%	15,407.32
	Programs								
001-571-20-31-04	Pgm - Parks & Rec - Movies Park	500.00	-	500.00	-	500.00	-	0%	-
001-571-20-31-15	Tumbling	-	-	-	-	-	-	0%	2,400.00
001-571-20-31-17	Adult Softball	2,500.00	107.00	2,500.00	-	-	-	0%	-
001-571-20-31-21	Dance Class	4,000.00	2,594.09	4,000.00	16,820.86	16,000.00	11,662.22	73%	20,000.00
001-571-20-31-23	Tots Soccer	1,500.00	572.17	1,500.00	3,969.56	3,000.00	1,868.89	62%	4,000.00
001-571-20-31-25	Youth Baseball	6,000.00	107.00	6,000.00	-	-	-	0%	-
001-571-20-31-27	Adult Art Class	-	-	-	877.68	2,500.00	1,820.63	73%	3,000.00
001-571-20-31-30	Summer Fun	300.00	107.00	300.00	-	300.00	13.75	5%	300.00
001-571-20-31-32	Youth Volleyball	1,000.00	107.00	1,000.00	-	-	-	0%	1,500.00
001-571-20-31-33	Karate	-	-	-	-	1,000.00	-	0%	-
001-571-20-31-34	Puppy/Dog Training	7,500.00	107.00	7,500.00	-	-	-	0%	-
001-571-20-31-37	Volleyball Camp	450.00	-	450.00	-	-	-	0%	-
001-571-20-31-38	SEEK	-	-	-	16,363.57	-	-	0%	-
001-571-20-31-40	Youth Art	-	-	-	672.19	1,000.00	796.63	80%	1,000.00
001-571-20-31-42	SEEK Day Camp	-	-	-	10,803.45	30,000.00	3,929.88	13%	10,000.00
001-571-20-31-43	Brazilian Jiu-Jitsu Class	-	-	-	328.83	-	480.00	0%	500.00
001-571-20-31-44	Cookies & Cocoa - Mrs Claus	-	-	-	313.41	-	-	0%	-
001-571-20-31-45	Public Event Expenses	-	-	-	185.07	-	-	0%	350.00
	Total	23,750.00	3,701.26	23,750.00	50,334.62	54,300.00	20,572.00	38%	43,050.00
	Capital								
001-594-14-41-07	Phone Lease	360.00	399.64	360.00	207.80	-	-	0%	-
	Total	360.00	399.64	360.00	207.80	-	-	0%	-
	Total Parks & Rec.	52,221.85	19,213.10	55,343.70	126,263.66	92,336.59	97,385.69	105%	147,243.82
	Grants								
001-571-20-31-00	Grants - Total Amount	40,000.00	-	40,000.00	-	13,249.00	-	0%	-
001-571-20-31-06	Grant - Orting Valley Senior Center	-	9,999.96	-	11,599.94	-	12,000.00	0%	-
001-571-20-31-09	Daffodil Festival	-	-	-	(1,176.82)	-	710.65	0%	-
001-571-20-31-13	Grant - Food Bank	-	3,000.00	-	3,000.00	-	-	0%	-
001-571-20-31-14	Grant - Opportunity Center	-	9,000.00	-	17,579.21	-	1,249.00	0%	-
001-571-20-31-35	Grant - Farmers Market	-	3,000.00	-	8,100.00	-	6,000.00	0%	-
001-571-20-31-39	Grant - Recovery Café	-	10,000.00	-	11,600.00	-	-	0%	-
001-571-20-31-41	ARPA Grant program	-	-	-	5,897.00	-	-	0%	-
	Total Grants	40,000.00	34,999.96	40,000.00	56,599.33	13,249.00	19,959.65	151%	-
	MPC								
001-575-50-31-03	MPC Expenses	2,000.00	-	2,000.00	1,361.16	2,000.00	79.72	4%	1,000.00
001-575-50-47-01	Electricity - MPC	4,000.00	8,135.28	7,000.00	7,640.96	7,000.00	6,551.41	94%	12,000.00
001-575-50-48-00	R & M - MPC	-	1,226.15	-	2,811.36	-	1,220.50	0%	-
001-594-75-64-14	MPC HVAC	-	-	-	-	-	-	0%	500.00
	Total MPC	6,000.00	9,361.43	9,000.00	11,813.48	9,000.00	7,851.63	87%	13,500.00

Appendix G: 2024 Expenses

BARS	Description	2021		2022		2023			2024
		Budget	Actual	Budget	Actual	Budget	9/16/23 YTD	%	Budget
	Misc. Expenses								
001-594-18-60-03	Electronic Reader Board	27,500.00	61.55	-	-	-	-	0%	-
001-597-36-00-02	Transfer for Bridge	-	-	-	-	-	-	0%	2,200,000.00
001-514-23-41-11	Dues - Rainier Cable Commission	5,500.00	11,029.82	5,500.00	2,758.38	5,500.00	5,500.44	100%	5,500.00
001-514-40-41-20	Voter Costs - Pierce County Auditor	12,500.00	21,151.00	13,000.00	25,458.00	19,500.00	19,650.00	101%	22,000.00
001-514-24-40-00	Tax - Noxious Weed - NWC	-	-	-	34.25	50.00	34.25	69%	50.00
001-514-24-40-01	Tax - Pierce Conservation District - PCD	-	-	-	66.68	80.00	66.68	83%	50.00
001-514-24-40-02	Tax - State Forest Protection - SFC	-	-	-	4.91	10.00	4.91	49%	80.00
001-514-24-40-03	Tax - Fire Benefit Charge - FBC	-	-	-	2,263.27	2,400.00	2,265.39	94%	2,400.00
001-519-79-46-05	Tax - Excise Tax	1,000.00	767.87	1,000.00	5,943.46	1,000.00	4,693.92	469%	4,000.00
001-524-10-41-03	Fees - Puget Sound Clean Air Agency	5,290.00	5,063.00	4,916.00	5,290.00	4,916.00	5,858.00	119%	6,000.00
001-501-63-47-00	Fees - PEG, Cable, TV	4,000.00	-	4,000.00	-	-	-	0%	-
001-539-20-40-00	Tax - Noxious Weeds	200.00	112.75	200.00	-	200.00	-	0%	-
001-541-69-40-01	Golf Cart Licensing	10.00	-	10.00	-	-	-	0%	-
001-553-14-40-00	Surface Water Tax	-	71.60	-	-	-	-	0%	-
001-566-00-40-00	Tax - Alcohol Program Tax	1,800.00	2,580.52	1,800.00	3,354.29	1,800.00	2,012.53	112%	2,000.00
001-597-36-00-01	To Fund #104 - Cemetery	36,000.00	22,000.00	30,000.00	29,856.10	27,000.00	48,000.00	178%	30,000.00
	Total Misc.	93,800.00	62,838.11	60,426.00	72,660.23	62,456.00	88,086.12	141%	2,272,080.00
	Total General Fund	3,658,303.37	3,696,138.03	3,780,884.33	3,962,086.70	4,024,169.13	2,886,419.48	72%	6,267,892.24

Appendix G: 2024 Expenses

BARS	Description	2021		2022		2023			2024
		Budget	Actual	Budget	Actual	Budget	9/16/23 YTD	%	Budget
Streets Fund									
Salary & Benefits									
101-542-90-10-08	Streets Admin Salary	21,964.89	33,605.67	21,816.55	49,043.39	37,868.53	35,744.02	94%	49,071.56
101-542-30-10-13	Salary - Streets	59,090.64	46,985.45	77,537.76	56,355.30	71,450.07	31,370.82	44%	48,981.80
101-542-30-10-05	Overtime - Streets	1,000.00	792.20	1,000.00	2,538.11	1,000.00	366.80	37%	1,000.00
101-542-30-20-01	Benefits - Labor & Industries	1,693.45	1,311.50	3,027.18	1,718.36	2,601.82	629.98	24%	2,125.15
101-542-30-20-02	Benefits - Mdical & Ltd	20,457.79	20,006.54	31,981.52	17,802.75	23,185.39	7,784.24	34%	19,561.72
101-542-30-20-03	Benefits - Dental & Vision	1,753.67	1,801.63	2,105.23	2,071.66	2,139.34	1,222.56	57%	1,911.53
101-542-30-20-04	Benefits - OASI	6,307.23	6,219.48	7,675.26	8,256.97	8,483.23	5,176.81	61%	7,579.01
101-542-30-20-05	Benefits-Retirement	10,512.90	8,593.57	12,886.25	10,414.46	13,748.60	6,050.88	44%	12,717.52
Total		122,780.57	119,316.04	158,029.75	148,201.00	160,476.97	88,346.11	55%	142,948.31
O&M									
101-542-90-40-13	Accounting Software License	-	-	-	-	1,483.90	1,024.46	69%	440.00
101-542-90-40-12	Tax - Fire Benefit Charge	-	-	-	842.80	-	843.60	0%	900.00
101-542-90-40-11	Tax - Noxious Weeds - Property	-	-	-	35.80	-	35.80	0%	40.00
101-542-90-40-09	Tax - Pierce Conservation District	-	-	-	169.25	-	178.03	0%	200.00
101-542-90-40-08	515 Calistoga Expenses	-	1,517.81	405.20	1,184.00	1,000.00	1,280.00	128%	1,000.00
101-542-90-40-07	Professional Services	-	339.70	-	-	1,000.00	962.50	96%	1,000.00
101-542-90-40-05	Emergency Management Planning	2,500.00	-	2,500.00	-	-	-	0%	1,400.00
101-542-90-40-04	703 Kansas Expenses	-	2,904.68	3,944.72	3,946.66	3,944.72	3,565.43	90%	1,000.00
101-542-90-40-01	Bank Fees	-	11.70	-	30.20	50.00	8.50	17%	50.00
101-542-90-30-02	Hazard Mitigation Equipment	775.00	-	775.00	-	775.00	-	0%	-
101-542-90-30-01	Communications Plan	250.00	1,535.24	-	-	-	-	0%	-
101-542-66-49-00	Traffic Services - Snow & Ice	500.00	-	500.00	-	-	-	0%	-
101-542-64-49-01	Traffic Services - Paint	3,000.00	2,978.31	3,000.00	-	-	-	0%	-
101-542-64-49-00	Traffic Services - Signs	3,000.00	1,944.68	3,000.00	406.13	-	-	0%	-
101-542-64-48-01	Crosswalk & Stop Sign Line Torch Downs	2,500.00	-	2,500.00	2,276.59	-	-	0%	-
101-542-64-48-00	Traffic Services- Striping	3,900.00	5,793.34	3,900.00	-	6,000.00	1,485.67	25%	-
101-542-63-47-03	Electricity - Street Lights	74,000.00	59,850.90	74,000.00	62,480.33	65,000.00	48,067.92	74%	75,500.00
101-542-63-47-01	Electricity - City Hall	300.00	2,423.27	2,500.00	1,931.32	800.00	1,681.37	210%	1,600.00
101-542-30-48-08	R&M Tree Maintenance	1,000.00	102.21	1,000.00	-	1,000.00	8.19	1%	1,000.00
101-542-30-48-07	R&M Sidewalks (City Owned)	8,500.00	-	8,500.00	-	8,500.00	140.98	2%	8,500.00
101-542-30-48-06	Service - Waste Removal	1,000.00	1,630.31	1,000.00	100.10	1,000.00	-	0%	1,000.00
101-542-30-48-05	Underground Pollution Removal	1,000.00	360.00	-	1,128.00	-	2,040.00	0%	-
101-542-30-48-04	R&M - Equipment	4,000.00	5,643.40	4,000.00	5,558.04	5,500.00	3,029.72	55%	5,500.00
101-542-30-48-02	R&M - Roads/Streets	7,500.00	6,952.83	7,500.00	15,214.41	7,500.00	5,852.77	78%	15,000.00
101-542-30-44-01	Contract - Janitorial - Streets	-	211.33	520.00	794.10	520.00	416.19	80%	520.00
101-542-30-44-00	Advertising - Streets	200.00	165.51	200.00	280.96	300.00	329.16	110%	300.00
101-542-30-42-02	Insurance/Bonds - AWC	-	-	-	9,058.48	8,675.00	9,627.42	111%	12,621.65
101-542-30-42-01	City Hall Repairs & Maintenance	-	-	-	178.34	120.00	378.30	315%	300.00
101-542-30-42-00	Phone & Internet	-	409.30	1,500.00	1,095.85	1,500.00	393.03	26%	1,000.00
101-542-30-41-19	Surface Water Tax -	-	1.79	-	-	-	-	0%	-
101-542-30-41-18	Tax - Excise Tax	100.00	-	100.00	-	100.00	9.21	9%	50.00
101-542-30-41-17	Training	-	-	-	73.67	-	233.15	0%	500.00
101-542-30-41-16	Asset Management	1,000.00	11,353.81	6,000.00	5,147.27	5,200.00	5,662.00	109%	6,000.00
101-542-30-41-15	GIS Consulting	5,000.00	2,043.24	-	973.11	1,000.00	1,068.84	107%	2,000.00
101-542-30-41-13	Eng - Transportation Master Plan	50,000.00	-	-	-	-	-	0%	-
101-542-30-41-12	ADA Compliance Plan	1,500.00	-	1,500.00	-	47,000.00	8,233.50	18%	-
101-542-30-41-11	Eng - Grant Writing - Pedestrian Evac Bridge	5,000.00	-	-	990.50	-	-	0%	-
101-542-30-41-10	Web Site Maintenance/Hosting	100.00	-	100.00	-	100.00	-	0%	-
101-542-30-41-08	Eng - Grant Writing	4,000.00	1,400.00	4,000.00	-	4,000.00	-	0%	-
101-542-30-41-07	Eng - City Utility Mapping	4,000.00	-	4,000.00	-	-	-	0%	2,000.00

Appendix G: 2024 Expenses

BARS	Description	2021		2022		2023			2024
		Budget	Actual	Budget	Actual	Budget	9/16/23 YTD	%	Budget
101-542-30-41-05	Legal - Attorney Fees - Streets	1,500.00	76.08	1,500.00	1,000.00	2,000.00	200.00	10%	1,000.00
101-542-30-41-04	IT - Computer Maintenance	2,800.00	1,365.66	1,000.00	1,827.90	640.00	576.88	90%	1,400.00
101-542-30-41-02	State Audit - (\$37,000)	1,800.00	2,469.65	2,750.00	2,995.81	3,650.00	1,283.84	35%	2,708.20
101-542-30-41-01	Eng - On Call	20,000.00	15,606.73	20,000.00	39,791.76	20,000.00	7,204.23	36%	20,000.00
101-542-30-35-00	Supplies - Small Tools	1,000.00	562.55	1,000.00	1,416.95	1,000.00	432.91	43%	2,000.00
101-542-30-32-01	Diesel - Streets	1,200.00	-	1,200.00	-	1,200.00	-	0%	500.00
101-542-30-32-00	Gasoline - Streets	1,500.00	1,643.04	1,500.00	2,395.96	2,000.00	1,754.67	88%	2,000.00
101-542-30-31-07	R&M Park Bathroom Supplies	-	-	-	-	500.00	-	0%	-
101-542-30-31-06	Traffic Snow Removal Supplies	-	-	-	-	500.00	-	0%	500.00
101-542-30-31-05	Traffic Supplies	-	-	-	2,275.05	3,000.00	4,910.12	164%	17,000.00
101-542-30-31-04	Traffic Paint & Signs	-	-	-	3,081.83	3,000.00	5,104.07	170%	-
101-542-30-31-03	Crosswalk & Stop Sign Line Torch Downs	-	-	-	-	2,500.00	-	0%	-
101-542-30-31-02	Benefits - Clothing - Streets	800.00	896.80	800.00	1,707.56	1,000.00	1,729.71	173%	1,500.00
101-542-30-31-00	Supplies - Office & Operating	1,000.00	1,299.19	1,000.00	1,524.97	1,500.00	2,110.11	141%	2,000.00
101-539-20-40-00	Tax - Noxious Weeds - Property	200.00	16.99	200.00	-	200.00	-	0%	-
	Total	216,425.00	133,510.05	167,894.92	171,913.70	214,758.62	121,862.28	57%	190,029.85
	Capital								
101-595-50-60-00	162 Pedestrian Bridge Construction REET	-	-	-	-	8,306,696.00	-	0%	8,725,000.00
101-595-50-60-01	162 Pedestrian Bridge Construction Mgmt	-	-	-	-	500,000.00	-	0%	950,000.00
101-594-42-64-39	*PW Building Bay Doors	-	-	-	-	-	-	0%	4,000.00
101-594-42-64-44	*Tilt Deck Trailer	-	-	-	-	-	-	0%	1,200.00
101-594-42-64-42	Mini Excavator	-	-	-	-	9,500.00	-	0%	-
101-594-42-64-43	Fork Lift	-	-	-	-	2,250.00	-	0%	2,500.00
101-595-20-41-01	SW Connector ROW Whitehawk remediation	-	-	-	1,609.24	-	187.77	0%	-
101-595-10-64-34	Design SW Connector Whitehawk Blvd REET	400,000.00	402,347.96	610,000.00	54,029.12	200,000.00	1,487.73	1%	-
101-595-10-40-06	ADA Transition Program (compliance)	-	-	-	-	-	-	0%	65,000.00
101-595-10-40-05	Design - Emerg Evac Bridge	-	-	300,000.00	207,169.75	-	-	0%	-
101-595-10-40-04	Kansas Street SW Reconstr Design REET	-	210,564.33	360,000.00	75,893.67	100,000.00	129,436.93	129%	-
101-595-10-40-01	Eng - Project Management	-	331.67	-	-	-	-	0%	-
101-594-44-61-13	Crane and Light Bars	-	-	800.00	102.17	800.00	-	0%	-
101-594-44-61-11	Computer Station	800.00	-	800.00	101.52	800.00	800.00	100%	-
101-594-44-61-10	Message Board	2,250.00	1,806.92	-	-	-	-	0%	-
101-594-44-61-03	Vehicle Purchase	5,475.00	3,175.90	-	-	1,980.00	2,774.90	140%	-
101-594-42-64-41	Crane and Light Bars	-	-	11,700.00	-	-	-	0%	-
101-594-42-64-40	Dump Truck	-	-	12,500.00	1,521.45	12,500.00	16,850.51	135%	-
101-594-42-64-38	Knuckle Boom	-	-	11,700.00	15.08	11,700.00	11,563.20	99%	-
101-594-42-64-35	*Mower	-	-	-	-	-	-	0%	2,000.00
101-594-42-64-01	Capout - Equip - Traffic Devices	1,000.00	-	1,000.00	1,529.34	1,000.00	-	0%	-
101-594-42-63-03	Capout - Sidewalk Program - REET	5,000.00	-	5,000.00	39,248.07	-	-	0%	5,000.00
101-594-42-41-02	Phone Lease	440.00	536.66	440.00	483.45	280.00	188.26	67%	280.00
	Total	414,965.00	618,763.44	1,313,940.00	381,702.86	9,147,506.00	163,289.30	2%	9,754,980.00
	Debt Service & Transfers								
101-597-00-00-02	Transfer to HWY 162 Bridge Fund	-	16,901.15	-	-	-	-	0%	-
101-597-44-00-02	Transfer to LOCAL Vehicle Purchase	7,510.79	7,502.08	-	-	-	-	0%	-
101-597-44-00-03	Streets 2017 Backhoe Purchase	3,608.71	3,604.52	-	-	-	-	0%	-
101-597-00-00-07	To General Fund (insurance)	-	2,816.58	3,280.78	-	-	-	0%	-
	Total	11,119.50	30,824.33	3,280.78	-	-	-	0%	-
	Total Streets	765,290.07	902,413.86	1,643,145.45	701,817.56	9,522,741.59	373,497.69	4%	10,087,958.16

Appendix G: 2024 Expenses

BARS	Description	2021		2022		2023			2024
		Budget	Actual	Budget	Actual	Budget	9/16/23 YTD	%	Budget
	Cemetery								
	Salary & Benefits								
104-536-20-10-10	Salary - Cemetery	11,159.17	17,101.87	14,121.44	31,144.21	24,312.89	15,737.02	65%	18,409.25
104-536-20-10-05	Overtime - Cemetery	500.00	1,027.22	500.00	1,595.44	-	153.05	0%	-
104-536-20-20-01	Benefits-Labor & Industries	436.04	450.35	662.04	1,019.29	873.89	370.03	42%	688.52
104-536-20-20-02	Benefits-Medical & Ltd	4,309.18	5,646.46	5,339.32	7,253.31	5,532.36	3,100.61	56%	5,304.39
104-536-20-20-03	Benefits-Dental & Vision	203.68	426.03	355.68	783.14	550.75	519.09	94%	463.65
104-536-20-20-04	Benefits-OASI	853.68	1,385.41	1,133.88	2,505.91	1,807.93	1,219.61	67%	1,310.34
104-536-20-20-05	Benefits-Retirement	1,447.34	2,094.64	1,831.55	3,255.99	2,938.37	1,467.94	50%	2,387.68
	Total	18,909.09	28,131.98	23,943.90	47,557.29	36,016.20	22,567.35	63%	28,563.83
	O&M								
104-536-20-31-00	Supplies - Office & Operating	300.00	787.04	300.00	313.13	300.00	257.46	86%	300.00
104-536-20-31-01	Postage - Cemetery	25.00	-	25.00	-	25.00	-	0%	25.00
104-536-20-34-00	Supplies - Markers/Liners/Vases	2,000.00	1,629.11	2,000.00	3,384.35	2,000.00	324.50	16%	2,000.00
104-536-20-41-01	IT - Computer Maintenance	400.00	416.01	400.00	420.73	-	128.19	0%	500.00
104-536-20-42-01	Tax - Excise Tax	800.00	935.00	800.00	1,142.33	800.00	613.24	77%	800.00
104-536-50-32-00	Gasoline - Cemetery	100.00	-	100.00	130.52	100.00	-	0%	100.00
104-536-50-35-00	Supplies - Small Tools	500.00	-	500.00	248.40	500.00	369.26	74%	500.00
104-536-50-40-00	Tax - Noxious Weeds - Property	-	-	-	3.30	-	3.30	0%	7.00
104-536-50-40-01	Tax - Pierce Conservation District	-	-	-	9.65	-	9.65	0%	15.00
104-536-50-40-02	Tax - State Forest Protection	-	-	-	147.51	-	151.81	0%	175.00
104-536-50-41-01	Tax - Surface Water	200.00	143.20	200.00	-	200.00	-	0%	-
104-536-50-41-02	Landscaping Services	20,000.00	24,948.74	22,000.00	24,170.63	24,200.00	18,837.11	78%	24,200.00
104-536-50-41-03	Insurance/Bond - AWC	-	-	-	2,264.62	1,765.00	3,209.14	182%	2,562.95
104-536-50-41-04	Services - Disinterment	-	-	-	2,621.82	-	-	0%	-
104-536-50-47-01	Electricity - City Shop	300.00	137.44	300.00	136.99	300.00	95.25	32%	300.00
104-536-50-47-02	Electricity - Cemetery Shop	1,500.00	2,353.23	1,500.00	1,868.90	1,500.00	1,805.08	120%	1,800.00
104-536-50-48-00	R&M - Cemetery	500.00	1,136.05	500.00	735.65	500.00	8,978.13	1796%	1,500.00
104-536-50-48-01	R&M - Equipment	500.00	366.85	500.00	5,689.12	500.00	12.07	2%	500.00
	Total	27,125.00	32,852.67	29,125.00	43,287.65	32,690.00	34,794.19	106%	35,284.95
	Capital								
104-594-36-64-15	Irrigation parts - Sector #1	-	-	-	-	15,000.00	-	0%	25,000.00
104-594-36-64-16	*Mower	-	-	-	-	-	600.00	0%	250.00
104-594-36-64-17	*PW Building Bay Doors	-	-	-	-	-	-	0%	500.00
104-597-36-00-02	Transfer to LOCAL Vehicle Purchase	4,985.74	4,985.74	-	-	-	-	0%	-
104-597-36-00-01	TO Fund #701 - Cemetery Perpetual	500.00	6,600.00	500.00	-	500.00	-	0%	-
104-597-00-00-01	Transfer to cover insurance costs	-	1,249.72	1,455.69	-	-	-	0%	-
104-594-36-64-13	Knuckle Boom	-	-	-	15.07	-	-	0%	-
104-594-36-64-11	*Tilt Deck Trailer	-	-	-	-	-	-	0%	150.00
104-594-36-64-07	Columbarium	-	9,398.56	-	10,157.41	-	-	0%	-
	Total	5,485.74	22,234.02	1,955.69	10,172.48	15,500.00	600.00	4%	25,900.00
	Total Cemetery	51,519.83	83,218.67	55,024.59	101,017.42	84,206.20	57,961.54	69%	89,748.78

G-12

Appendix G: 2024 Expenses

BARS	Description	2021		2022		2023			2024
		Budget	Actual	Budget	Actual	Budget	9/16/23 YTD	%	Budget
	Parks								
	Salary & Benefits								
105-576-80-10-04	Salary - Summary Interns	-	-	-	(13.31)	-	-	0%	-
105-576-80-10-14	Salary - Parks	69,702.21	85,292.29	76,661.17	105,619.39	142,329.92	121,328.02	85%	93,367.76
105-576-80-10-15	Salary - Parks Admin	5,345.04	10,569.81	5,062.81	11,810.56	6,860.71	9,228.54	135%	14,331.53
105-576-80-20-01	Benefits - Labor & Industry	2,434.17	2,347.20	3,313.50	3,346.70	4,999.63	2,624.85	53%	3,543.15
105-576-80-20-02	Benefits - Medical Insurance	23,712.21	28,674.08	27,437.69	28,447.39	30,631.81	28,289.98	92%	26,312.99
105-576-80-20-03	Benefits - Dental Vision Insurance	1,555.45	2,344.86	1,997.01	3,097.08	3,364.51	3,302.38	98%	2,512.35
105-576-80-20-04	Benefits - OASI - Fed Taxes	5,353.60	6,701.53	6,166.21	8,413.23	10,607.10	9,819.93	93%	6,582.64
105-576-80-20-05	Benefits - Retirement	9,040.38	10,144.93	9,942.95	10,846.51	17,170.12	11,846.78	69%	12,109.80
105-576-80-20-06	Admin Benefits - Labor & Industry	14.49	26.50	14.07	32.68	17.59	16.45	94%	176.48
105-576-80-20-07	Admin Benefits - Medical Insurance	461.78	1,204.43	596.91	1,646.86	830.30	1,067.97	129%	2,550.56
105-576-80-20-08	Admin Benefits - Dental Vision Insurance	93.11	202.10	72.09	194.88	89.58	164.04	183%	184.16
105-576-80-20-09	Admin Benefits - OASI - Fed Taxes	431.08	803.80	403.75	899.00	545.45	704.03	129%	1,124.86
105-576-80-20-10	Admin Benefits - Retirement	693.25	1,139.82	656.65	1,130.45	889.83	871.41	98%	1,858.80
105-576-80-10-05	Salary - Overtime	2,500.00	2,400.57	2,500.00	4,324.74	2,500.00	6,385.14	255%	2,500.00
	Total	121,336.77	151,851.92	134,824.81	179,796.16	220,836.55	195,649.52	89%	167,155.06
	O&M								
105-576-90-40-00	State Audit (37,000)	1,000.00	1,347.08	1,500.00	1,634.08	750.00	256.77	34%	533.33
105-576-80-49-01	Dues - Wildlife & Rec Coalition	250.00	-	-	250.00	-	275.00	0%	-
105-576-80-49-04	Accounting Software License	-	-	-	-	1,483.90	1,024.46	69%	440.00
105-576-80-48-08	Landscaping Services	45,000.00	46,389.21	45,000.00	49,536.25	48,000.00	24,974.61	52%	48,000.00
105-576-80-48-05	Service - Waste Removal	-	2,197.09	-	391.84	-	988.24	0%	2,000.00
105-576-80-48-03	R&M Park Bathrooms	-	4,227.00	-	8.83	-	319.59	0%	500.00
105-576-80-48-02	R&M Vehicles	1,500.00	2,220.25	1,500.00	3,884.10	2,500.00	1,314.97	53%	2,500.00
105-576-80-48-01	R&M Park Equipment	4,000.00	5,787.37	4,000.00	7,089.51	5,000.00	5,086.20	102%	5,000.00
105-576-80-48-00	R&M Parks/Facilities	12,500.00	17,908.37	12,500.00	14,184.67	12,500.00	13,274.36	106%	15,000.00
105-576-80-47-04	Electricity	-	-	-	28.28	-	-	0%	-
105-576-80-47-03	Electricity - City Hall	1,500.00	1,752.43	1,500.00	1,698.79	800.00	1,502.58	188%	1,200.00
105-576-80-47-02	Electricity - Main Park	3,600.00	4,089.05	3,600.00	3,963.88	4,500.00	2,717.23	60%	5,600.00
105-576-80-47-01	Electricity - North Park	2,000.00	1,888.54	2,000.00	1,525.91	2,000.00	1,571.27	79%	2,500.00
105-576-80-41-17	City Hall Repairs & Maintenance	-	-	-	240.98	120.00	368.22	307%	300.00
105-576-80-41-16	Phone & Internet	-	2,641.41	2,000.00	1,352.85	2,000.00	450.12	23%	1,000.00
105-576-80-41-15	Copier - Maintenance	-	547.32	-	381.05	200.00	230.03	115%	400.00
105-576-80-41-14	Training	-	31.99	-	141.90	1,200.00	694.07	58%	2,000.00
105-576-80-41-13	Emergency Management Planning	750.00	-	750.00	-	750.00	464.42	62%	1,400.00
105-576-80-41-12	IT - Computer Maintenance	1,000.00	-	1,000.00	-	640.00	85.46	13%	640.00
105-576-80-41-11	Asset Management	1,000.00	11,353.80	1,000.00	5,147.27	5,000.00	5,662.00	113%	6,000.00
105-576-80-41-09	Bank Fees	100.00	11.72	100.00	30.20	100.00	8.50	9%	50.00
105-576-80-41-18	Insurance/Bonds - AWC	750.00	-	3,000.00	11,323.10	10,750.00	12,836.56	119%	15,578.92
105-576-80-41-05	IT - Website Maintenance/Hosting	225.00	467.49	225.00	241.23	225.00	296.25	132%	253.75
105-576-80-41-04	Advertising - Parks	100.00	2,075.61	100.00	50.00	100.00	-	0%	100.00
105-576-80-41-03	Master Park Plan (REET)	1,000.00	116.00	1,000.00	31,321.80	1,000.00	13,678.20	1368%	-
105-576-80-40-12	Tax - Fire Benefit Charge	-	-	-	226.22	230.00	226.43	98%	240.00
105-576-80-40-11	Tax - Noxious Weeds - Property	-	-	-	46.31	50.00	37.53	75%	50.00
105-576-80-40-09	Tax - Pierce Conservation District	-	-	-	161.57	200.00	168.56	84%	200.00
105-576-80-40-01	Parks Tree Pruning	3,500.00	-	3,500.00	2,167.96	2,000.00	3,447.89	172%	15,000.00
105-576-80-40-00	Tax - Excise Tax	100.00	-	100.00	63.74	100.00	67.42	67%	100.00
105-576-80-35-00	Supplies - Small Tools	2,000.00	827.65	2,000.00	2,712.87	2,000.00	798.73	40%	3,000.00
105-576-80-32-00	Gasoline	1,000.00	-	500.00	-	500.00	36.17	7%	500.00
105-576-80-31-07	Hazard Mitigation Equipment	775.00	-	775.00	-	-	-	0%	-
105-576-80-31-05	New Computer	800.00	-	800.00	-	800.00	-	0%	800.00

Appendix G: 2024 Expenses

BARS	Description	2021		2022		2023			2024
		Budget	Actual	Budget	Actual	Budget	9/16/23 YTD	%	Budget
105-576-80-31-04	Winter Decorations	3,000.00	1,903.56	3,000.00	2,344.74	2,000.00	112.14	6%	3,000.00
105-576-80-31-03	Garbage Cans	1,000.00	-	1,000.00	-	1,000.00	-	0%	3,000.00
105-576-80-31-02	Hanging Baskets	4,500.00	3,856.40	3,000.00	2,853.58	4,000.00	3,316.51	83%	4,000.00
105-576-80-31-01	Supplies - Parks Commission	200.00	14.08	200.00	7.65	200.00	134.87	67%	200.00
105-576-80-31-00	Supplies - Park Operations	5,500.00	2,896.89	5,500.00	5,973.01	5,500.00	4,853.75	88%	6,000.00
	Total	98,650.00	114,550.31	101,150.00	119,662.37	118,198.90	101,279.11	86%	147,086.00
	Capital								
105-594-76-63-60	Mini Excavator	-	-	-	-	9,500.00	-	0%	-
105-594-76-63-59	Fork Lift	-	-	-	-	2,250.00	-	0%	2,250.00
105-594-76-63-58	*PW Building Bay Doors	-	-	-	-	-	-	0%	4,000.00
105-594-76-64-40	Park Electricity Upgrades (REET)	1,500.00	-	1,500.00	-	3,000.00	-	0%	-
105-594-76-64-37	Security Cameras	-	202.49	-	-	-	-	0%	-
105-594-76-64-04	Capout - Equip - Hanging Baskets	-	194.22	-	-	-	-	0%	-
105-594-76-63-90	Dump Truck	-	-	12,500.00	1,521.46	12,500.00	16,994.45	136%	-
105-594-76-63-61	*Mower	-	-	-	-	-	-	0%	7,750.00
105-594-76-63-57	Knuckle Boom	-	-	2,600.00	15.08	2,600.00	2,409.00	93%	-
105-594-76-63-56	Wheel Chair Accessable Toy (REET)	-	1,289.73	-	-	-	-	0%	-
105-594-76-63-55	Picnic Tables/Benches (REET)	5,000.00	-	5,000.00	-	5,000.00	-	0%	6,000.00
105-594-76-63-54	Parks Ground Cover (REET)	-	-	-	1,311.60	-	7,220.40	0%	-
105-594-76-63-49	Electronic Message Board	2,550.00	1,837.93	-	-	-	-	0%	-
105-594-76-63-44	*Tilt Deck Trailer	-	-	-	-	-	-	0%	2,550.00
105-594-76-63-42	Vehicle Purchase	9,125.00	4,767.07	-	-	-	-	0%	13,000.00
105-594-76-63-39	Electronic Reader Board	3,750.00	1.12	-	-	-	-	0%	-
105-594-76-63-19	Capout - Gratzter Wetland Mitigation (REET)	20,000.00	496.56	-	-	10,000.00	-	0%	10,000.00
105-594-76-63-15	Capout - Gratzter Park (\$194,000 grant) REET	600,000.00	498,959.29	-	9,608.78	-	28,416.57	0%	-
105-594-76-63-62	Capout - Parks Bathroom	-	-	-	-	-	-	-	120,000.00
105-594-76-63-07	Capout - Calistoga Park (REET)	30,000.00	-	-	-	-	-	0%	-
105-594-76-41-03	Phone Lease	480.00	422.26	480.00	379.55	280.00	188.26	67%	280.00
	Total	672,405.00	508,170.67	27,480.00	12,836.47	45,130.00	55,228.68	122%	165,830.00
	Debt Service & Transfers								
105-597-00-00-02	Transfer to cover insurance costs	-	4,128.82	4,809.29	-	-	-	0%	-
105-597-76-00-01	Transfer to LOCAL Vehicle Purchase	11,448.85	11,448.85	-	-	-	-	0%	-
105-597-76-00-02	Parks 2017 Backhoe Purchase	3,604.53	3,604.52	-	-	-	-	0%	-
	Total	15,053.38	19,182.19	4,809.29	-	-	-	0%	-
	Total Parks	907,445.15	793,755.09	268,264.10	312,295.00	384,165.45	352,157.31	92%	480,071.06
	Tourism Fund								
107-557-30-41-00	Tourism Marketing Expense	4,500.00	-	5,000.00	-	5,000.00	-	0%	9,000.00
	Total	4,500.00	-	5,000.00	-	5,000.00	-	0%	9,000.00
	Transportation Benefit District (TBD)								
108-595-30-63-01	TBD Street Projects - Street Condition	-	-	-	36,616.25	280,000.00	9,538.00	3%	200,000.00
108-595-30-63-02	TBD Projects	-	42,152.79	-	-	-	-	0%	40,000.00
	Total TBD	-	42,152.79	-	36,616.25	280,000.00	9,538.00	3%	240,000.00
	Housing Fund								
110-594-57-60-00	Community Service Projects- Housing/Menta	-	-	-	-	-	-	0%	130,000.00
	Total Housing	-	-	-	-	-	-	0%	130,000.00

Appendix G: 2024 Expenses

BARS	Description	2021		2022		2023			2024
		Budget	Actual	Budget	Actual	Budget	9/16/23 YTD	%	Budget
Police Drug Fund									
120-521-21-49-00	Misc - Police Drug Fund	-	-	126.00	126.00	126.00	-	0%	1.00
Total Police Drug Fund		-	-	126.00	126.00	126.00	-	0%	1.00
Transportation Impact Fund									
320-595-20-60-01	SW Connector ROW	250,000.00	48,177.17	-	-	400,000.00	-	0%	405,000.00
Total Transportation Impact Fund		250,000.00	48,177.17	-	-	400,000.00	-	0%	405,000.00
Water Fund									
Salary & Benefits									
401-534-50-10-05	Overtime - Water PW	18,000.00	29,555.50	18,000.00	24,625.91	18,000.00	20,705.17	115%	18,000.00
401-534-70-10-07	Overtime - Water Admin	1,500.00	611.94	1,500.00	847.73	1,500.00	459.45	31%	1,500.00
401-534-50-10-11	Salary - Water	378,897.39	295,764.04	478,355.75	307,556.82	527,483.80	246,490.87	47%	537,010.76
401-534-70-10-11	Salary Water Admin	116,655.71	208,722.18	123,486.99	233,066.10	171,998.87	160,932.21	94%	287,918.18
401-534-70-20-01	Admin Benefits-Labor & Industries	327.41	574.71	393.94	662.88	1,207.83	303.47	25%	3,804.67
401-534-70-20-02	Admin Benefits - Medical & Ltd	11,574.67	22,783.35	14,300.10	28,755.12	22,096.26	19,331.47	87%	41,873.91
401-534-70-20-03	Admin Benefits - Dental & Vision	2,259.26	4,399.45	1,826.14	4,339.18	2,464.26	3,144.29	128%	3,656.01
401-534-70-20-04	Admin Benefits - OASI	9,411.35	15,970.40	10,074.34	17,845.64	13,800.21	12,347.07	89%	22,564.96
401-534-70-20-05	Admin Benefits - Retirement	15,130.25	22,594.82	16,016.26	22,088.78	22,308.25	15,506.72	70%	36,619.37
401-534-10-20-01	Benefits-Labor & Industries	5,836.53	6,317.75	10,029.69	7,202.44	7,592.14	3,710.38	49%	8,519.00
401-534-10-20-02	Benefits - Medical & Ltd	84,756.52	66,091.97	123,578.88	64,464.28	106,099.08	44,790.11	42%	137,617.31
401-534-10-20-03	Benefits - Dental & Vision	8,407.74	6,840.37	9,807.36	6,350.90	9,550.33	4,671.63	49%	10,263.72
401-534-10-20-04	Benefits - OASI	30,090.79	24,890.14	37,731.25	25,491.24	41,325.03	20,524.69	50%	42,071.99
401-534-10-20-05	Benefits - Retirement	45,259.10	36,335.47	55,395.59	33,584.58	64,007.56	22,995.66	36%	48,198.39
Total		728,106.72	741,452.09	900,496.29	776,881.60	1,009,433.63	575,913.19	57%	1,199,618.27
O&M									
401-534-00-46-00	Insurance/Bonds AWC	46,584.89	40,273.57	46,911.06	40,763.16	64,911.06	67,391.94	104%	94,023.24
401-534-10-31-00	Supplies - Office	10,000.00	17,056.60	10,000.00	25,079.52	25,000.00	13,491.27	54%	25,000.00
401-534-10-31-01	Supplies - Well Water	13,000.00	15,273.29	13,000.00	23,270.14	28,000.00	22,610.65	81%	30,000.00
401-534-10-31-02	Benefits - Clothing - Water	-	85.13	-	52.92	-	99.40	0%	-
401-534-10-31-04	Supplies - Operating - Safety Clothing/Equipr	2,000.00	2,823.50	2,000.00	1,948.71	8,000.00	2,481.13	31%	8,000.00
401-534-10-31-05	Supplies - Potassium Permanganate	500.00	-	500.00	-	500.00	-	0%	-
401-534-10-31-06	Computers	-	-	-	-	-	-	0%	3,000.00
401-534-10-40-00	Tax - Excise Tax	65,000.00	106,423.59	65,000.00	111,306.71	80,000.00	62,808.79	79%	85,000.00
401-534-10-40-02	Tax - Excise Tax on GFC's	5,000.00	3,556.87	5,000.00	398.43	5,000.00	7,728.28	155%	5,000.00
401-534-10-40-05	Tax - Noxious Weeds - Property	-	17.65	-	39.60	100.00	39.60	40%	100.00
401-534-10-40-06	Accounting Software License	-	-	-	-	15,182.05	12,293.52	81%	4,840.00
401-534-10-41-01	Eng - Engineering On Call	25,000.00	38,501.01	25,000.00	42,242.50	25,000.00	25,250.00	101%	35,000.00
401-534-10-41-02	State Audit (\$37,000)	2,800.00	3,592.21	3,800.00	4,357.55	5,400.00	1,797.37	33%	3,999.36
401-534-10-41-03	Service - Lab Testing	9,500.00	8,467.47	9,500.00	10,158.27	12,000.00	4,070.46	34%	12,000.00
401-534-10-41-04	Legal - Attorney Legal Services	5,000.00	617.75	5,000.00	75.00	1,000.00	150.00	15%	1,000.00
401-534-10-41-05	IT - Computer Maintenance	10,000.00	7,625.00	10,000.00	8,309.86	7,300.00	4,294.52	59%	8,600.00
401-534-10-41-06	Services - Office & Operating	1,000.00	278.97	1,000.00	4.67	300.00	413.18	138%	-
401-534-10-41-07	Professional Services	1,000.00	339.70	10,000.00	-	1,000.00	18,348.71	1835%	20,000.00
401-534-10-41-13	Eng - City Utility Mapping	4,000.00	-	4,000.00	-	4,000.00	-	0%	4,000.00
401-534-10-41-14	Eng - City Standards Update	2,000.00	-	-	-	-	-	0%	20,000.00
401-534-10-41-16	Eng - Water System Plan Update	5,000.00	-	5,000.00	-	-	-	0%	125,000.00
401-534-10-41-19	Eng - Telemetry O & M	20,000.00	8,850.35	20,000.00	264.52	5,000.00	-	0%	5,000.00
401-534-10-41-34	IT - Website Maintenance/Hosting	600.00	1,427.77	600.00	675.44	620.00	709.86	114%	710.50
401-534-10-41-36	Asset Management	3,400.00	11,353.81	3,400.00	5,147.27	5,200.00	5,662.00	109%	6,000.00
401-534-10-41-37	GIS Consulting	5,000.00	2,043.26	5,000.00	973.11	1,000.00	1,072.74	107%	2,000.00

Appendix G: 2024 Expenses

BARS	Description	2021		2022		2023			2024
		Budget	Actual	Budget	Actual	Budget	9/16/23 YTD	%	Budget
401-534-10-41-40	Rate Study	-	-	-	-	-	-	0%	20,400.00
401-534-10-41-41	Emergency Management Planning	3,000.00	-	1,000.00	-	1,000.00	464.43	46%	7,700.00
401-534-10-41-43	Contract - Janitorial - Water	-	2,381.02	1,560.00	4,304.87	2,500.00	3,057.90	122%	4,000.00
401-534-10-41-44	Eng - SCADA	-	-	-	3,803.13	2,500.00	4,616.03	185%	7,000.00
401-534-10-42-00	Postage - Water Billing	7,200.00	6,685.17	7,200.00	6,698.07	100.00	4,698.33	4698%	7,000.00
401-534-10-42-01	Phone & Internet	7,000.00	21,806.56	12,000.00	15,053.47	12,000.00	11,656.26	97%	13,260.00
401-534-10-42-03	Copier - Maintenance	-	1,703.73	-	1,269.99	-	766.68	0%	1,000.00
401-534-10-42-04	City Hall Repairs & Maintenance	-	-	-	775.58	660.00	2,025.35	307%	1,650.00
401-534-10-44-00	Advertising - Water	500.00	-	300.00	50.00	300.00	132.42	44%	300.00
401-534-20-40-00	Tax - Surface Water	-	333.42	-	303.79	300.00	-	0%	300.00
401-534-20-40-02	Tax - Pierce Conservation District	-	-	-	23.50	100.00	381.05	381%	450.00
401-534-20-40-03	Tax - Fire Benefit Charge	-	-	-	329.45	350.00	320.97	92%	350.00
401-534-20-41-17	SCADA Alarm contract	-	2,806.11	-	2,972.95	-	3,446.84	0%	3,050.00
401-534-50-35-00	Supplies - Small Tools	3,000.00	2,872.66	3,000.00	2,329.58	5,000.00	4,153.96	83%	5,000.00
401-534-50-47-01	Electricity - City Shop	8,000.00	7,283.20	8,000.00	4,277.68	8,000.00	2,053.72	26%	3,000.00
401-534-50-47-02	Electricity - Chlorinator	1,500.00	2,267.82	1,500.00	2,380.08	2,000.00	1,515.07	76%	2,700.00
401-534-50-47-03	Electricity - Well #1	15,000.00	5,420.04	10,000.00	3,635.64	11,000.00	2,645.37	24%	4,500.00
401-534-50-47-04	Electricity - Well #2	700.00	817.69	700.00	817.81	700.00	500.17	71%	1,000.00
401-534-50-47-05	Electricity - Wingate Pump	4,000.00	7,350.04	4,000.00	13,815.04	5,000.00	7,895.21	158%	10,000.00
401-534-50-47-06	Supplies - Chlorinator (Wingate)	1,300.00	-	1,300.00	627.48	-	-	0%	-
401-534-50-47-07	Electricity - Harman Springs	500.00	-	500.00	-	-	-	0%	-
401-534-50-47-08	Electricity - Well #3	15,000.00	11,247.19	15,000.00	14,835.28	15,000.00	16,063.06	107%	20,000.00
401-534-50-47-09	Gasoline - City Shop Service-Train St	900.00	-	900.00	-	900.00	-	0%	-
401-534-50-47-11	Electricity - Well #4 and Pump Station	31,000.00	32,323.17	35,000.00	32,296.14	35,000.00	23,006.46	66%	35,000.00
401-534-50-47-12	Safety Equipment	4,000.00	383.97	4,000.00	-	-	39.98	0%	-
401-534-50-47-13	Electricity - City Hall	-	-	-	-	-	1,303.26	0%	2,000.00
401-534-50-48-01	Equip - Meter Purchases	25,000.00	24,622.39	30,000.00	30,154.43	30,000.00	28,261.30	94%	-
401-534-50-48-02	R&M - Water	35,000.00	58,835.21	35,000.00	61,268.83	50,000.00	108,586.10	217%	75,000.00
401-534-50-48-03	R&M - Building	1,500.00	5,436.38	1,500.00	13,631.11	5,000.00	5,437.40	109%	10,000.00
401-534-50-48-04	R&M - Equipment	20,000.00	9,551.76	15,000.00	17,834.91	15,000.00	52,329.86	349%	25,000.00
401-534-50-48-05	Underground Pollution Removal	500.00	360.00	500.00	1,128.00	1,000.00	2,040.00	204%	1,200.00
401-534-50-48-06	R&M - Vehicles	3,000.00	11,654.22	3,000.00	7,612.65	5,000.00	2,319.75	46%	5,000.00
401-534-50-48-07	R&M - Equipment Vector Rental	-	-	2,000.00	-	4,000.00	-	0%	-
401-534-50-48-08	Upper Harman Deferred Maintenance	-	-	-	-	-	-	0%	-
401-534-50-48-09	SCADA upgrade	-	-	-	-	-	-	0%	225,000.00
401-534-50-49-01	Dues - WA Rural Water Assoc	700.00	645.60	700.00	645.60	700.00	645.60	92%	700.00
401-534-50-49-02	Dues - AWWA Membership	700.00	627.00	700.00	389.00	700.00	400.00	57%	700.00
401-534-50-49-03	Dues - Regional Water Cooperative	1,500.00	-	1,500.00	-	-	-	0%	-
401-534-50-49-15	Cert - DOE Operators	500.00	84.00	500.00	230.00	500.00	-	0%	700.00
401-534-50-49-16	Service - Fire Extinguisher	500.00	-	500.00	-	500.00	-	0%	-
401-534-50-49-17	Service - Waste Removal	2,500.00	933.15	2,500.00	318.11	2,500.00	69.85	3%	2,500.00
401-534-60-41-00	Service - One-Call	500.00	1,035.87	500.00	738.97	1,000.00	1,277.90	128%	1,000.00
401-534-60-48-00	Contract - Backflow Inspect.	14,000.00	10,669.42	14,000.00	10,725.00	18,000.00	169.57	1%	18,000.00
401-534-60-48-01	Contract - Leak Det. Testing	2,700.00	-	2,700.00	-	2,700.00	-	0%	-
401-534-60-48-02	Contract - Generator Maint	6,000.00	10,268.15	6,000.00	7,072.91	9,000.00	-	0%	9,000.00
401-534-60-48-04	IT - Cross Connection Software Service	400.00	3,019.62	1,600.00	1,044.38	3,000.00	8,794.60	293%	9,000.00
401-534-60-49-01	Landscaping Services	-	393.66	750.00	675.54	685.00	8,635.87	1261%	685.00
401-534-70-44-00	Publication - Flyers For Ccr	500.00	1,149.32	500.00	-	500.00	-	0%	-
401-534-70-44-02	Hazard Mitigation Planning	3,000.00	-	500.00	-	500.00	-	0%	500.00

Appendix G: 2024 Expenses

BARS	Description	2021		2022		2023			2024
		Budget	Actual	Budget	Actual	Budget	9/16/23 YTD	%	Budget
401-534-80-32-00	Gasoline - Water	7,000.00	7,042.21	7,000.00	9,823.96	9,000.00	7,019.81	78%	9,000.00
401-534-80-32-01	Diesel - Water	1,800.00	6,533.58	2,200.00	4,298.46	2,500.00	2,619.74	105%	2,500.00
401-534-80-43-00	Reimb - Mileage - Water	100.00	-	100.00	31.33	100.00	53.12	53%	100.00
401-534-90-40-01	Internet Payment Exp	3,500.00	18,022.83	9,000.00	19,421.35	10,430.00	13,725.85	132%	21,000.00
401-534-90-40-02	Bank Fees	3,800.00	1,909.19	3,800.00	2,042.90	3,800.00	394.12	10%	2,000.00
401-534-90-40-03	Lien File or Release to PC	-	120.00	-	320.00	-	179.00	0%	200.00
401-534-90-49-00	Training - Water	3,500.00	3,914.38	3,500.00	2,366.00	4,000.00	6,022.55	151%	6,000.00
401-534-90-49-16	Permits - Water System Permit/DOH Review	3,600.00	3,953.70	5,000.00	3,953.70	5,000.00	4,085.70	82%	5,000.00
	Total	480,784.89	561,280.71	501,221.06	581,439.21	582,038.11	594,523.63	102%	1,077,718.10
	Capital								
401-594-34-41-01	Eng - Well Rehab	15,000.00	26,003.75	15,000.00	24,946.91	15,000.00	-	0%	15,000.00
401-594-34-42-03	Phone Lease	1,500.00	1,643.87	1,500.00	1,620.08	1,500.00	1,180.48	79%	1,500.00
401-594-34-63-02	Capout - Orville RD Easement Acq	-	-	-	(20.00)	-	-	0%	-
401-594-34-63-08	Well 1 VFD	200,000.00	165,651.81	-	17,665.40	-	-	0%	-
401-594-34-63-09	Capout - Wtr Meter Replace & New	45,000.00	44,933.01	45,000.00	44,975.55	60,000.00	44,978.72	75%	120,000.00
401-594-34-63-13	Central Metering Technology	35,000.00	-	35,000.00	-	70,000.00	-	0%	-
401-594-34-63-30	Capout - WSDOT Water Line Replacement	60,000.00	-	120,000.00	-	120,000.00	-	0%	60,000.00
401-594-34-63-49	Capout - Phase I Orville Road Const Mngmnt	-	-	-	440.00	-	-	0%	-
401-594-34-63-55	Harman Reservoir Demo	60,000.00	38,769.29	-	686.26	-	-	0%	-
401-594-34-63-58	Knuckle Boom	-	-	6,500.00	15.08	6,500.00	6,745.20	104%	-
401-594-34-63-59	*Mower	-	1,970.39	-	879.78	-	-	0%	7,500.00
401-594-34-63-60	*PW Buiding Bay Doors	-	-	-	-	-	-	0%	16,000.00
401-594-34-63-66	Onsite Chlorination System	-	-	65,000.00	-	220,000.00	-	0%	220,000.00
401-594-34-63-64	Dump Truck	-	-	43,750.00	5,325.10	43,750.00	52,859.68	121%	-
401-594-34-63-67	Relocate Waterline - Fish Crossing	-	-	-	-	-	-	0%	300,000.00
401-594-34-63-62	SCADA Upgrade	53,000.00	-	-	-	-	-	0%	225,000.00
401-594-34-64-01	Equip - Traffic Devices	1,000.00	-	1,000.00	124.78	1,000.00	-	0%	-
401-594-34-64-48	Electronic Reader Board	6,250.00	16.79	-	-	-	-	0%	-
401-594-34-64-58	Laptop Computer	1,500.00	3,357.53	2,000.00	274.11	2,000.00	1,381.62	69%	-
401-594-34-64-59	Scada Software Renewal	2,400.00	247.50	-	330.00	-	-	0%	-
401-594-34-64-61	Vehicle Purchase	5,475.00	5,422.97	-	-	13,860.00	19,594.76	141%	39,000.00
401-594-34-64-66	*Tilt Deck Trailer	-	-	-	-	-	-	0%	5,100.00
401-594-34-63-29	Water Main Replacements	-	-	20,000.00	-	100,000.00	474.00	0%	500,000.00
401-594-34-64-67	Message Board	6,000.00	5,240.00	-	-	-	-	0%	-
401-594-34-64-73	Well R&M	64,400.00	-	64,400.00	4,871.58	100,000.00	-	0%	100,000.00
401-594-34-64-74	Crane and Light Bars	-	-	2,800.00	919.54	2,800.00	-	0%	-
401-594-34-64-75	Water Station	-	-	-	8,223.87	-	-	0%	-
401-594-34-64-76	Mini Excavator	-	-	-	-	23,750.00	-	0%	-
401-594-34-64-77	Fork Lift	-	-	-	-	13,500.00	-	0%	13,500.00
	Total	295,025.00	293,256.91	421,950.00	111,278.04	793,660.00	127,214.46	16%	1,622,600.00
	Debt Service & Transfers								
401-591-34-78-01	DWSRF Harman/Wingate (P)	30,972.35	30,655.23	-	-	-	-	0%	-
401-591-34-78-02	DWSRF North Reservoir (P)	162,955.78	163,821.81	164,000.00	163,821.81	164,000.00	-	0%	164,000.00
401-592-34-83-01	DWSRF - Harman Wingate (I)	3,097.23	766.38	-	-	-	-	0%	-
401-592-34-83-02	DWSRF- North Reservoir (I)	29,332.03	22,115.94	20,000.00	19,658.62	20,000.00	-	0%	20,000.00
401-597-34-00-01	Transfer to LOCAL Vehicle Purchase	18,109.58	18,109.58	-	-	-	-	0%	-
401-597-34-00-02	Water 2017 Backhoe Purchase	7,209.05	7,209.04	-	-	-	-	0%	-
	Total	251,676.02	242,677.98	184,000.00	183,480.43	184,000.00	-	0%	184,000.00
	Total Water	1,755,592.63	1,838,667.69	2,007,667.35	1,653,079.28	2,569,131.74	1,297,651.28	51%	4,083,936.37

Appendix G: 2024 Expenses

BARS	Description	2021		2022		2023			2024
		Budget	Actual	Budget	Actual	Budget	9/16/23 YTD	%	Budget
Water Resource Recovery (WRR) Fund									
Salary & Benefits									
408-535-50-10-11	Salary - WRR	355,192.22	273,967.25	446,306.27	286,776.05	504,556.48	212,402.99	42%	424,026.56
408-535-70-10-11	Salary - Admin WRR	126,455.31	200,672.16	115,964.21	228,258.77	173,441.16	151,803.99	88%	244,311.50
408-535-50-10-04	Overtime - WRR - PW	15,000.00	16,411.49	15,000.00	20,468.04	15,000.00	12,825.75	86%	15,000.00
408-535-70-10-06	Overtime - WRR Admin	2,000.00	584.28	2,000.00	860.01	2,000.00	558.04	28%	2,000.00
408-535-10-20-01	Benefits - Labor & Industries	8,699.01	5,750.85	13,418.92	6,840.65	16,244.36	3,229.08	20%	13,278.43
408-535-10-20-02	Benefits-Medical & Ltd	72,817.18	59,542.68	123,496.80	59,379.37	95,797.16	40,542.90	42%	91,618.45
408-535-10-20-03	Benefits - Dental & Vision	8,407.74	6,070.60	9,807.36	5,907.58	9,550.33	4,264.17	45%	10,263.72
408-535-10-20-04	Benefits - OASI	27,767.56	22,214.35	33,889.03	23,523.10	39,128.16	17,314.10	44%	33,344.35
408-535-10-20-05	Benefits - Retirement	45,259.10	29,950.44	55,395.59	31,007.59	64,007.56	21,979.56	34%	48,198.39
408-535-70-20-01	Admin Benefits - Labor & Industries	298.44	527.95	457.25	615.03	1,619.32	285.80	18%	2,547.83
408-535-70-20-02	Admin Benefits-Medical & Ltd	10,633.13	20,436.54	16,083.63	27,093.18	24,667.51	16,456.52	67%	25,792.34
408-535-70-20-03	Admin Benefits - Dental & Vision	2,259.26	4,069.32	1,826.14	4,211.19	2,464.26	2,682.28	109%	3,656.01
408-535-70-20-04	Admin Benefits - OASI	8,643.69	15,367.10	11,138.94	17,495.62	13,629.39	11,662.65	86%	16,779.10
408-535-70-20-05	Admin Benefits - Retirement	13,924.07	21,773.16	17,540.13	21,428.54	22,079.76	14,635.37	66%	26,876.88
Total		697,356.71	677,338.17	862,324.27	733,864.72	984,185.46	510,643.20	52%	957,693.58
O&M									
408-535-90-49-00	Training - seminars/workshops	3,500.00	2,821.46	3,500.00	9,187.67	4,000.00	11,116.88	278%	8,000.00
408-535-90-40-03	Lien File or Release to PC	-	40.00	100.00	280.00	100.00	160.00	160%	200.00
408-535-90-40-02	Bank Fees	4,200.00	1,932.68	2,000.00	2,103.26	2,000.00	411.15	21%	2,000.00
408-535-90-40-01	Internet Payment Exp	3,500.00	18,022.86	14,000.00	23,256.50	28,433.00	18,191.19	64%	21,000.00
408-535-80-43-00	Reimb - Mileage - WRR	200.00	-	200.00	166.33	100.00	54.15	54%	100.00
408-535-80-32-01	Deisel - WRR	3,000.00	596.21	3,000.00	1,122.38	3,000.00	633.93	21%	2,000.00
408-535-80-32-00	Gasoline - WRR	6,000.00	6,784.08	6,000.00	7,663.46	7,500.00	6,513.25	87%	9,000.00
408-535-60-48-04	Maintenance - Sanican	8,000.00	15,771.30	8,000.00	14,980.00	15,000.00	7,579.89	51%	15,000.00
408-535-60-47-01	IT - Grease Program Software	175.00	1,763.82	175.00	1,044.39	1,000.00	-	0%	1,000.00
408-535-60-47-00	Contract - Garbage Disposal	7,500.00	9,623.75	7,500.00	10,667.77	10,000.00	8,088.83	81%	12,000.00
408-535-60-41-00	Service - One Call	500.00	1,035.87	500.00	738.97	1,200.00	1,277.90	106%	1,200.00
408-535-50-49-15	Cert - DOE Operators	1,000.00	396.12	1,000.00	179.14	1,000.00	404.55	40%	1,000.00
408-535-50-48-08	R&M Vehicles	3,000.00	2,752.09	3,000.00	1,496.95	3,000.00	589.79	20%	5,000.00
408-535-50-48-07	R&M - Generator	7,000.00	12,549.37	10,000.00	15,345.16	12,000.00	789.56	7%	15,000.00
408-535-50-48-06	R&M -Underground Pollution Removal	500.00	360.00	-	2,067.88	-	-	0%	-
408-535-50-48-05	R&M - S.T.E.P. Tanks	3,000.00	-	3,000.00	655.44	35,000.00	20,953.62	60%	15,000.00
408-535-50-48-04	R&M - Equipment	20,000.00	43,830.77	20,000.00	11,709.73	40,000.00	89,529.35	224%	60,000.00
408-535-50-48-03	R&M - Building (Lab Roof)	3,000.00	13,941.62	3,000.00	13,857.38	15,000.00	4,077.72	27%	30,000.00
408-535-50-48-02	R&M - WRRF	55,000.00	118,895.53	55,000.00	98,053.94	75,000.00	33,487.49	45%	75,000.00
408-535-50-47-13	Electricity - City Hall	-	-	-	-	3,270.00	-	0%	3,740.00
408-535-50-47-18	Service - Waste Removal	2,500.00	613.06	2,500.00	268.83	2,500.00	-	0%	2,500.00
408-535-50-47-17	Fees - State Forest Protection	100.00	-	100.00	-	-	-	0%	-
408-535-50-47-16	Service - WRR System Clean (Vac Truck)	5,000.00	-	20,000.00	-	20,000.00	-	0%	-
408-535-50-47-15	Service - Waste Removal	-	-	-	29.74	-	-	0%	-
408-535-50-47-14	Fee - Hazardous Waste Education	200.00	56.00	200.00	60.00	200.00	65.00	33%	200.00
408-535-50-47-12	Permits - DOE- Bio-Solids	6,000.00	2,078.88	6,000.00	2,281.71	6,000.00	2,422.59	40%	3,000.00
408-535-50-47-11	Fees - DOE Lab Accred	700.00	600.00	700.00	600.00	750.00	600.00	80%	1,000.00
408-535-50-47-10	Permits - DOE - NPDES	9,000.00	7,337.52	9,000.00	7,642.08	9,000.00	3,851.28	43%	9,000.00
408-535-50-47-09	Service - Fire Extinguisher	400.00	-	400.00	-	400.00	-	0%	-
408-535-50-47-08	Gasoline - City Shop Service-Train St	600.00	-	600.00	-	-	-	0%	-
408-535-50-47-07	Electricity -1410 Hansberry Ave NE	2,400.00	2,428.76	2,400.00	2,733.56	4,800.00	1,927.34	40%	4,800.00
408-535-50-47-06	Electricity - Rainier Meadows	400.00	33,231.45	400.00	444.68	27,000.00	337.86	1%	500.00
408-535-50-47-05	Electricity - Village Green	4,300.00	5,375.04	4,300.00	6,078.86	10,300.00	3,739.86	36%	5,000.00

Appendix G: 2024 Expenses

BARS	Description	2021		2022		2023			2024
		Budget	Actual	Budget	Actual	Budget	9/16/23 YTD	%	Budget
408-535-50-47-04	Electricity - W.W.T.P.	95,000.00	81,207.85	95,000.00	126,599.95	95,000.00	87,149.01	92%	135,000.00
408-535-50-47-03	Electricity - High Cedars Lift Station	1,500.00	1,491.89	1,500.00	1,561.43	1,500.00	1,029.84	69%	2,000.00
408-535-50-47-02	Electricity - Lift Station #1	1,800.00	1,778.40	1,800.00	1,808.52	1,800.00	1,400.84	78%	2,200.00
408-535-50-47-01	Electricity - City Shop	2,500.00	5,859.04	5,000.00	6,829.65	6,000.00	3,380.85	56%	6,000.00
408-535-50-35-01	Safety Equipment	5,500.00	219.97	2,000.00	-	2,000.00	-	0%	12,000.00
408-535-50-35-00	Supplies - Small Tools	2,500.00	1,847.13	2,500.00	1,760.17	5,000.00	697.49	14%	5,000.00
408-535-20-40-03	Tax - Fire Benefit Charge	-	-	-	922.98	1,000.00	914.18	91%	1,000.00
408-535-20-40-01	Tax - Pierce Conservation District	-	-	-	9.65	15.00	28.95	193%	35.00
408-535-20-40-00	Tax - Noxious Weeds - Property	-	7.53	-	17.18	20.00	7.53	38%	20.00
408-535-10-44-00	Advertising - WRR	1,000.00	55.96	1,000.00	50.00	500.00	224.58	45%	200.00
408-535-10-42-04	City Hall Repairs & Maintenance	-	-	-	888.08	660.00	1,406.59	213%	1,650.00
408-535-10-42-03	Copier Maintenance	-	712.44	-	507.98	500.00	306.66	61%	600.00
408-535-10-42-01	Phone & Internet	12,000.00	30,245.90	18,000.00	17,276.89	18,000.00	13,131.97	73%	16,000.00
408-535-10-42-00	Postage - WRR Billing	6,500.00	6,598.96	6,500.00	6,484.88	100.00	4,046.54	4047%	6,500.00
408-535-10-42-05	Accounting Software License	-	-	-	-	15,177.61	12,293.52	81%	4,840.00
408-535-10-41-46	Misc Refunds By Check	-	406.06	-	-	-	-	0%	-
408-535-10-41-44	Contact - Janitorial - WRR	-	2,406.63	1,820.00	4,148.90	3,000.00	3,266.00	109%	4,000.00
408-535-10-41-42	Emergency Management Planning	3,750.00	-	1,000.00	-	1,000.00	464.42	46%	7,700.00
408-535-10-41-41	Rate Study	-	-	-	-	-	-	0%	19,800.00
408-535-10-41-39	GIS Consulting	5,000.00	10,240.75	5,000.00	(7,224.38)	1,000.00	1,068.84	107%	1,000.00
408-535-10-41-38	Asset Management	3,400.00	11,353.82	3,400.00	5,147.27	5,200.00	10,256.80	197%	6,000.00
408-535-10-41-36	IT - Website Maintenance/Hosting	1,100.00	1,543.07	1,100.00	627.19	580.00	659.15	114%	659.75
408-535-10-41-25	Eng - Scada Oper Optimization	-	-	-	2,357.50	-	-	0%	-
408-535-10-41-21	Eng - Telemetry O & M	10,000.00	232.50	10,000.00	1,742.50	10,000.00	1,647.50	16%	-
408-535-10-41-18	Eng - City Utility Mapping	4,000.00	-	4,000.00	-	4,000.00	-	0%	4,000.00
408-535-10-41-16	Landscaping Services	-	393.65	750.00	633.97	685.00	311.01	45%	685.00
408-535-10-41-15	Professional Services	1,000.00	339.70	1,000.00	-	2,000.00	4,040.00	202%	35,000.00
408-535-10-41-14	Services - Office & Operating	-	1,950.71	1,000.00	2,645.01	300.00	2,650.62	884%	3,000.00
408-535-10-41-09	Annual Flow Calibration - Soldiers Home	2,000.00	1,885.00	2,000.00	-	2,000.00	-	0%	3,000.00
408-535-10-41-07	Service - Security Monitoring	800.00	1,425.66	800.00	1,167.84	1,500.00	1,244.09	83%	1,500.00
408-535-10-41-06	SCADA Alarm contract	4,000.00	2,806.11	3,000.00	2,972.94	3,000.00	3,446.84	115%	3,050.00
408-535-10-41-05	IT - Computer Maintenance	10,500.00	7,624.99	10,500.00	9,693.79	7,300.00	4,294.52	59%	8,600.00
408-535-10-41-04	Legal - Attorney Services	4,000.00	678.53	2,000.00	322.21	2,000.00	3,363.84	168%	2,000.00
408-535-10-41-03	Service - Lab Testing	7,000.00	2,772.00	7,000.00	9,958.71	10,000.00	2,794.29	28%	10,000.00
408-535-10-41-02	State Audit (\$37,000)	3,300.00	4,265.75	4,500.00	5,174.59	10,900.00	3,716.09	34%	8,077.45
408-535-10-41-01	Eng - On Call Services	35,000.00	11,866.25	35,000.00	8,543.19	30,000.00	8,722.61	29%	15,000.00
408-535-10-40-03	Tax - Excise Tax on GFC's	4,000.00	7,500.06	4,000.00	1,227.91	4,000.00	-	0%	2,000.00
408-535-10-40-02	Tax - Excise Tax	80,000.00	95,710.14	80,000.00	101,397.05	80,000.00	72,540.28	91%	90,000.00
408-535-10-40-01	WRR Facilities Architectural Services	-	85.00	-	-	-	-	0%	-
408-535-10-31-06	Supplies - Park Bathrooms	3,000.00	-	3,000.00	2,375.28	3,000.00	-	0%	-
408-535-10-31-05	Safety Clothing & Equip	4,000.00	2,136.27	4,000.00	2,725.66	6,000.00	1,165.21	19%	-
408-535-10-31-04	Supplies - Chemical Purchases	3,000.00	12,888.97	4,000.00	19,775.96	8,000.00	17,811.85	223%	25,000.00
408-535-10-31-03	Supplies - Clothing - Protective Services	7,000.00	12,529.77	7,000.00	12,246.53	10,000.00	8,251.51	83%	10,000.00
408-535-10-31-01	Supplies - Chlorine - WRR	2,500.00	2,695.01	2,500.00	429.05	1,500.00	-	0%	1,500.00
408-535-10-31-00	Operation & Maint. Supplies	35,000.00	32,054.68	35,000.00	42,895.25	35,000.00	27,181.54	78%	35,000.00
408-535-00-46-00	Insurance/Bonds AWC	68,671.47	59,367.86	69,152.28	40,763.16	74,152.28	77,019.36	104%	107,055.60
	Total	590,996.47	720,022.25	622,397.28	671,180.25	800,942.89	598,738.10	75%	898,912.80
	Capital								
408-594-35-64-43	Mini Excavator	-	-	-	-	23,750.00	-	0%	-
408-594-35-63-47	Fork Lift	-	-	-	-	13,500.00	-	0%	13,500.00
408-594-35-64-78	Dump Truck	-	-	12,500.00	1,521.45	12,500.00	16,850.51	135%	-
408-594-35-64-77	Crane and Light Bars	-	-	1,600.00	102.17	1,600.00	-	0%	-

Appendix G: 2024 Expenses

BARS	Description	2021		2022		2023			2024
		Budget	Actual	Budget	Actual	Budget	9/16/23 YTD	%	Budget
408-594-35-64-73	Message Board Replacement	4,750.00	4,247.25	-	-	-	-	0%	-
408-594-35-64-62	*Tilt Deck Trailer	-	-	-	-	-	-	0%	4,800.00
408-594-35-64-58	Vehicle Purchase	3,650.00	3,610.98	-	-	11,800.00	16,795.51	142%	39,000.00
408-594-35-64-55	Phone Lease	1,650.00	1,917.89	1,650.00	1,827.89	1,500.00	1,035.31	69%	1,500.00
408-594-35-64-54	Scada Software Renewal	2,400.00	247.50	-	330.00	-	-	0%	-
408-594-35-64-30	Computer Replacement	1,500.00	3,664.24	1,500.00	324.89	1,500.00	-	0%	-
408-594-35-64-01	Equip - Traffic Devices	1,000.00	-	1,000.00	124.78	1,000.00	-	0%	-
408-594-35-63-48	*Lift Station Grinder Pump - Rainier Meadows	-	-	-	-	-	-	0%	20,000.00
408-594-35-63-48	*PW Building Bay Doors	-	-	-	-	-	-	0%	17,000.00
408-594-35-63-46	Knuckle Boom	-	-	-	15.08	10,920.00	11,081.40	101%	-
408-594-35-63-41	TV Camera	34,400.00	22,257.43	-	4,838.47	-	-	0%	-
408-594-35-63-40	*Mower	15,400.00	15,400.00	-	879.79	-	-	0%	7,500.00
408-594-35-63-37	Eng - Lift Station Upgrade - Construction Mgr	200,000.00	75,043.74	-	-	-	-	0%	-
408-594-35-63-34	Capout - Rainier Meadows Lift Station Upgrac	500,000.00	-	-	577.00	-	-	0%	-
408-594-35-63-33	Capout Puyallup & Rainier Lift Station Upgrad	900,000.00	349,051.13	1,287,000.00	1,170,877.12	-	66,357.71	0%	-
408-594-35-63-16	Capout - I & I Projects	200,000.00	-	200,000.00	-	200,000.00	1,592.08	1%	300,000.00
408-594-35-63-12	Solids Handling Construction Management	-	-	1,000,000.00	-	1,500,000.00	-	0%	-
408-594-35-63-11	Class A Solids Handling Construction	10,000,000.00	-	10,000,000.00	-	15,000,000.00	-	0%	-
408-594-35-63-06	Electronic Reader Board	6,250.00	15.67	-	-	-	-	0%	-
408-594-35-63-44	Eng - I&I Design CIPP	5,000.00	-	10,000.00	-	10,000.00	10,263.15	103%	30,000.00
408-594-35-41-12	Eng - Class A Solids Handling Design	900,000.00	128,146.56	800,000.00	583,989.85	300,000.00	31,576.54	11%	1,250,000.00
	Total	12,776,000.00	603,602.39	13,315,250.00	1,765,408.49	17,088,070.00	155,552.21	1%	1,683,300.00
	Debt Service & Transfers								
408-592-35-89-00	Misc Debt Service Cost	500.00	-	-	-	-	-	0%	-
408-597-35-00-03	WRR 2017 Backhoe Purchase	6,007.55	6,007.54	-	-	-	-	0%	-
408-597-35-00-02	Transfer to LOCAL Vehicle Purchase	18,810.61	18,810.62	-	-	-	-	0%	-
	Total	25,318.16	24,818.16	-	-	-	-	0%	-
	Total Water Resource Recovery (WRR)	14,089,671.34	2,025,780.97	14,799,971.55	3,170,453.46	18,873,198.35	1,264,933.51	7%	3,539,906.38
	Stormwater Fund								
	Salary & Benefits								
410-531-35-10-11	Salary - Storm Water	240,031.86	108,808.85	297,534.77	109,402.37	240,800.84	69,868.44	29%	251,158.00
410-531-35-10-12	Salary - Admin Storm	107,355.94	189,066.20	135,236.15	206,012.73	170,237.16	132,540.52	78%	212,802.63
410-531-37-10-05	Overtime - Stormwater Admin	1,000.00	529.20	1,000.00	832.20	1,000.00	423.07	42%	1,000.00
410-531-31-10-05	Overtime - Stormwater PW	4,500.00	2,047.33	4,500.00	1,445.33	4,500.00	303.40	7%	4,500.00
410-531-31-20-01	Benefits - Labor & Industries	5,836.53	2,551.69	10,029.69	3,123.08	7,592.14	1,352.85	18%	8,519.00
410-531-31-20-02	Benefits - Medical & Ltd	68,577.60	37,497.95	99,531.81	28,759.35	49,066.42	12,956.50	26%	58,132.64
410-531-31-20-03	Benefits - Dental & Vision	5,876.61	2,795.94	7,188.08	3,092.43	5,753.74	2,074.22	36%	6,965.00
410-531-31-20-04	Benefits - OASI	18,859.68	8,478.21	27,288.79	8,484.35	18,446.67	5,391.66	29%	20,220.10
410-531-31-20-05	Benefits - Retirement	31,132.13	32,784.50	36,909.26	30,884.29	29,798.46	19,393.88	65%	33,298.81
410-531-31-20-06	Admin Benefits - Labor & Industries	298.44	831.37	457.25	853.17	1,619.32	360.05	22%	2,547.83
410-531-31-20-07	Admin Benefits - Medical & Ltd	10,633.13	20,076.30	16,083.63	26,127.82	24,667.51	15,396.04	62%	25,792.34
410-531-31-20-08	Admin Benefits - Dental & Vision	1,889.22	3,749.12	2,426.81	3,854.81	2,546.29	2,347.93	92%	3,406.38
410-531-31-20-09	Admin Benefits - OASI	8,643.69	14,456.53	11,138.94	15,785.49	13,629.39	10,168.65	75%	16,779.10
410-531-31-20-10	Admin Benefits - Retirement	13,924.07	-	17,540.13	-	22,079.76	-	0%	26,876.88
	Total	518,558.90	423,673.19	666,865.30	438,657.42	591,737.70	272,577.21	46%	671,998.72
	O&M								
410-531-39-41-40	Misc Refunds By Check	-	332.49	-	-	-	-	0%	-
410-531-90-40-02	Bank Fees	4,200.00	1,909.22	2,000.00	1,919.89	2,000.00	394.17	20%	2,000.00
410-531-90-40-00	Utility Billing/Internet Payment Exp	3,400.00	18,022.85	9,000.00	21,338.95	25,433.00	15,958.51	63%	21,000.00
410-531-39-41-39	NPDES - Stormwater Monitoring	5,000.00	8,848.85	5,000.00	3,664.00	5,000.00	3,664.00	73%	5,000.00

Appendix G: 2024 Expenses

BARS	Description	2021		2022		2023			2024
		Budget	Actual	Budget	Actual	Budget	9/16/23 YTD	%	Budget
410-531-39-41-04	Legal - Services - Attorney	4,000.00	398.79	-	5,934.90	2,000.00	25.00	1%	2,000.00
410-531-39-41-03	Advertising - Stormwater	200.00	-	200.00	50.00	200.00	-	0%	200.00
410-531-39-41-02	One-Call Service	200.00	-	200.00	-	200.00	-	0%	200.00
410-531-39-41-01	Eng - Services On Call	25,000.00	37,513.75	25,000.00	13,869.25	5,000.00	3,838.75	77%	5,000.00
410-531-38-48-13	Accounting Software License	-	-	-	-	14,739.23	11,269.05	76%	4,840.00
410-531-38-48-11	CRS Software	-	2,400.00	2,400.00	2,400.00	2,400.00	6,600.00	275%	2,400.00
410-531-38-48-08	Landscaping Services	-	1,358.16	1,500.00	1,134.48	3,250.00	925.82	28%	2,000.00
410-531-38-48-05	Service - Waste Removal	2,000.00	5,173.84	2,000.00	2,655.20	5,000.00	2,519.35	50%	5,000.00
410-531-38-48-04	Service - Stormwater Waste-Material Test	1,200.00	1,260.00	1,200.00	60.52	1,200.00	-	0%	1,200.00
410-531-38-48-03	Service - Storm Pond Deferred Maint	6,500.00	6,925.26	6,500.00	6,931.59	7,500.00	4,625.28	62%	110,000.00
410-531-38-48-02	R&M - Storm (Vactor & Jet)	5,000.00	26,591.39	15,000.00	36,296.96	28,000.00	3,789.79	14%	56,000.00
410-531-38-48-01	R&M - Equipment	7,500.00	14,440.37	7,500.00	35,888.73	5,000.00	13,869.26	277%	15,000.00
410-531-38-48-00	R&M - System	6,000.00	10,527.72	6,000.00	16,774.18	15,000.00	10,461.84	70%	20,000.00
410-531-38-47-05	Electricity	-	-	-	294.12	-	-	0%	-
410-531-38-47-04	Electricity - City Hall	-	-	-	452.48	2,975.00	1,651.42	56%	3,400.00
410-531-38-42-02	City Hall Repairs & Maintenance	-	-	-	767.55	600.00	1,841.21	307%	1,500.00
410-531-38-42-01	Phone & Internet	400.00	7,655.81	6,000.00	5,643.61	7,500.00	3,586.31	48%	6,000.00
410-531-38-42-00	Postage - Stormwater	5,800.00	6,596.51	5,800.00	6,445.17	100.00	4,046.59	4047%	6,000.00
410-531-38-48-10	R&M Vehicles	-	-	-	-	3,000.00	3,706.87	124%	5,000.00
410-531-38-41-08	GIS Consulting	5,000.00	2,046.75	5,000.00	973.11	1,000.00	1,068.84	107%	2,000.00
410-531-38-41-07	Asset Management	3,400.00	11,353.85	3,400.00	5,147.27	5,200.00	12,390.08	238%	6,000.00
410-531-38-41-05	IT - Website Maintenance/Hosting	500.00	1,291.08	600.00	627.18	580.00	659.15	114%	659.75
410-531-38-41-04	IT - Computer Maintenance	6,300.00	5,961.04	6,300.00	5,074.90	7,000.00	3,653.59	52%	8,200.00
410-531-38-40-00	Tax - Excise Tax	100.00	4.79	100.00	14.75	100.00	-	0%	100.00
410-531-38-35-01	Computer	-	-	-	-	-	-	0%	1,000.00
410-531-38-35-00	Supplies - Small Tools	3,000.00	2,228.86	2,000.00	3,069.44	2,000.00	1,457.25	73%	4,000.00
410-531-38-32-02	Deisel - Stormwater	2,200.00	4,207.20	2,200.00	9,084.94	6,000.00	3,916.01	65%	4,000.00
410-531-38-32-01	Gasoline - Stormwater	1,200.00	1,478.10	1,200.00	3,593.53	2,000.00	2,041.89	102%	2,000.00
410-531-38-31-02	Safety Equipment (Safety Clothing & Equip)	1,400.00	301.41	1,400.00	1,132.78	1,600.00	3,529.50	221%	2,500.00
410-531-38-31-01	Publications - Legal - Stormwater	500.00	958.41	500.00	1,272.62	500.00	-	0%	500.00
410-531-38-31-00	Supplies - Office & Operating	8,000.00	12,923.94	8,000.00	14,445.21	8,000.00	9,161.13	115%	12,000.00
410-531-31-41-05	Services - Office & Operating	-	52.33	1,000.00	79.32	300.00	1,208.29	403%	1,000.00
410-531-31-41-04	Contract - Janitorial - Storm	-	2,340.98	1,560.00	4,304.88	2,500.00	3,057.91	122%	4,500.00
410-531-31-41-02	Emergency Management Planning	1,500.00	-	1,500.00	-	1,500.00	-	0%	7,000.00
410-531-31-41-01	Rate Study	-	-	-	-	-	-	0%	19,800.00
410-531-31-40-06	Training - Stormwater	3,000.00	1,520.36	3,000.00	1,459.98	3,000.00	2,726.38	91%	3,000.00
410-531-30-40-00	Permits - Stormwater Discharge	5,000.00	3,607.87	5,000.00	5,789.90	5,000.00	2,973.06	59%	5,000.00
410-531-20-40-02	Tax - State Forest Protection	-	-	-	164.50	200.00	164.50	82%	200.00
410-531-20-40-01	Tax - Pierce Conservation District	-	-	-	151.30	200.00	158.29	79%	200.00
410-531-20-40-00	Tax - Noxious Weeds - Property	100.00	32.81	100.00	65.38	100.00	58.39	58%	100.00
410-531-10-49-01	Permit - Solid Waste Handling	1,000.00	-	1,000.00	1,316.00	-	1,428.00	0%	-
410-531-10-42-03	Copier Maintenance	-	547.31	-	381.05	600.00	230.04	38%	600.00
410-531-10-41-02	Professional Services	1,500.00	7,299.70	1,000.00	-	2,000.00	1,057.50	53%	6,000.00
410-531-10-41-01	State Audit (\$37,000)	1,800.00	1,796.11	1,800.00	2,178.80	8,600.00	2,952.83	34%	6,427.67
410-531-00-46-00	Insurance/Bonds AWC	11,206.60	9,688.33	11,285.06	36,233.92	24,485.06	25,673.12	105%	35,600.56
	Total	133,106.60	219,596.24	154,745.06	259,082.34	218,562.29	172,338.97	79%	406,127.98
	Capital								
410-594-31-67-20	Mini Excavator	-	-	-	-	28,500.00	-	0%	-
410-594-31-67-19	Fork Lift	-	-	-	-	13,500.00	-	0%	13,500.00
410-594-31-67-16	*Tilt Deck Trailer	-	-	-	-	-	-	0%	1,200.00
410-594-31-67-18	Dump Truck	-	-	43,750.00	5,325.10	43,750.00	52,859.68	121%	-

G-21

Appendix G: 2024 Expenses

BARS	Description	2021		2022		2023			2024
		Budget	Actual	Budget	Actual	Budget	9/16/23 YTD	%	Budget
410-594-31-67-12	Vehicle Purchase	49,275.00	48,793.70	-	-	11,880.00	16,795.51	141%	39,000.00
410-594-31-64-48	Crane and Light Bars	-	-	2,800.00	102.18	2,800.00	-	0%	-
410-594-31-64-46	Calistoga St W. Stormwater Construction & M	1,200,000.00	-	827,000.00	-	-	-	0%	-
410-594-31-64-44	Computer Station	1,000.00	204.48	1,000.00	213.20	1,000.00	1,000.00	100%	-
410-594-31-64-42	Message Board Replacement	4,750.00	4,247.25	-	-	-	-	0%	-
410-594-31-64-06	Capout - Traffic Devices	2,000.00	-	2,000.00	124.78	2,000.00	-	0%	-
410-594-31-63-48	*PW Building Bay Doors	-	-	-	-	-	-	0%	8,500.00
410-594-31-63-47	TV Camera	8,600.00	22,257.43	-	4,838.49	-	-	0%	-
410-594-31-63-46	*Mower	-	3,000.00	-	879.77	-	-	0%	-
410-594-31-63-45	Knuckle Boom	-	-	27,300.00	15.08	16,380.00	16,381.20	100%	-
410-594-31-63-40	Kansas Outfall Replacement Construction (20	35,000.00	20,109.60	827,000.00	40,995.32	1,600,000.00	89,031.29	6%	2,000,000.00
410-594-31-63-26	Capout - Village Green Outfall Const	194,000.00	-	655,000.00	31,681.25	655,000.00	-	0%	-
410-594-31-63-26	Village Green Outfall Const grant	-	-	-	-	135,000.00	60.00	0%	-
410-594-31-63-24	Capout - Eng - Levee Const Mngmnt	-	-	50,000.00	-	50,000.00	-	0%	-
410-594-31-63-04	Electronic Reader Board	6,250.00	16.78	-	-	-	-	0%	-
410-594-31-41-46	Eng - SMAP	-	-	90,000.00	45,591.34	90,000.00	14,319.80	16%	-
410-594-31-41-45	Eng - Levee Certification (Jones)	-	1,190.00	-	-	-	-	0%	-
410-594-31-41-43	Engineering Calistoga & Kansas St. Stormwat	100,000.00	10,375.00	40,000.00	30,003.75	40,000.00	-	0%	-
410-594-31-41-42	Phone Lease	1,500.00	1,643.99	1,500.00	1,586.14	1,360.00	941.07	69%	1,360.00
410-594-31-41-38	Eng - Village Green PS Panel Upgrade	45,000.00	-	45,000.00	156.50	45,000.00	2,083.75	5%	-
410-594-31-41-37	Calistoga/Ken Wolfe Levee Maintenance Cert	50,000.00	78,561.33	50,000.00	5,001.97	50,000.00	5,228.51	10%	30,000.00
410-594-31-41-30	Wetland Mitigation (REET)	50,000.00	49,113.01	50,000.00	1,902.00	50,000.00	-	0%	50,000.00
410-594-31-41-20	Eng - Stormwater Management Program	1,000.00	-	5,000.00	-	5,000.00	-	0%	5,000.00
410-594-31-41-16	Eng - Levee Wetland Mitigation	5,000.00	-	-	-	-	-	0%	-
410-594-31-41-03	Underground Pollution Removal	2,000.00	360.00	2,000.00	-	500.00	-	0%	-
	Total	1,755,375.00	239,872.57	2,722,350.00	168,416.87	2,841,670.00	198,700.81	7%	2,148,560.00
	Debt Service & Transfers								
410-597-31-00-01	Transfer to LOCAL Vehicle Purchase	9,597.51	9,597.51	-	-	-	-	0%	-
410-597-31-00-02	Storm 2017 Backhoe Purchase	3,604.53	3,604.53	-	-	-	-	0%	-
	Total	13,202.04	13,202.04	-	-	-	-	0%	-
	Total Stormwater	2,420,242.54	896,344.04	3,543,960.36	866,156.63	3,651,969.99	643,616.99	18%	3,226,686.70
	Public Works Building Fund								
412-594-59-41-02	Public Works Shop - Administrative Services	-	-	-	-	-	-	0%	-
412-594-59-62-01	Capout - Utility Maintenance Facility	65,000.00	12,951.84	-	-	-	-	0%	-
412-597-00-00-01	Transfer out	-	31,886.00	-	-	-	-	0%	-
	Total Public Works Building Fund	65,000.00	44,837.84	-	-	-	-	0%	-
	Cemetery Perpetual Fund								
701-594-36-63-00	Capital Outlay - Improvements	-	-	-	-	400.00	-	0%	400.00
	Total Cemetery Perpetual Fund	-	-	-	-	400.00	-	0%	400.00
	Skinner Fund								
704-597-00-00-00	TO #001 - Community Programs	2,000.00	-	2,000.00	-	2,000.00	-	0%	2,000.00
	Total Skinner Fund	2,000.00	-	2,000.00	-	2,000.00	-	0%	2,000.00

G-22

Appendix H: Budget Ordinance

See next page for the approved Budget Ordinance.

**CITY OF ORTING
WASHINGTON
ORDINANCE NO. 2023-1119**

AN ORDINANCE OF THE CITY OF ORTING, WASHINGTON RELATING TO THE ANNUAL BUDGET FOR FISCAL YEAR 2024; ADOPTING THE CITY OF ORTING 2024 BUDGET; ADOPTING THE JOB CLASSIFICATION AND PAY RANGES FOR EMPLOYEES; PROVIDING FOR SEVERABILITY; AND ESTABLISHING AN EFFECTIVE DATE.

WHEREAS, State law, Chapter 35A.33 RCW requires the City to adopt an annual budget and provides procedures for the filing of estimates, a preliminary budget, deliberations, public hearings, and final fixing of the budget; and

WHEREAS, the Mayor of the City of Orting, Washington, completed and placed on file with the City Clerk a preliminary budget and estimate of the amount of the moneys required to meet the public expenses, bond retirement and interest, reserve funds, and expenses of government of said city for the fiscal year ending December 31, 2024; and

WHEREAS, a notice was published that the council of said City would meet on the 29th day of November 2023 and the 13th day of December 2023 at the hour of 7:00 pm, for the purpose of making and adopting a budget for said fiscal year and giving taxpayers within the limits of said City an opportunity to be heard upon said budget; and

WHEREAS, the said City Council did meet at said time and place and did then consider the matter of said preliminary budget and has made adjustments and changes deemed necessary; and

WHEREAS, the proposed budget does not exceed the lawful limit of taxation allowed by law to be levied on the property within the City of Orting for the purposes set forth in said budget, and the estimated expenditures set forth in said proposed budget being all necessary to carry on the government of said city for said year and being sufficient to meet the various needs of said city for said period; and

WHEREAS, the City Council after hearing and after duly considering all relevant evidence and testimony presented, and have made all adjustments to the preliminary budget as deemed necessary and prudent by the City Council, has determined that adoption of the proposed budget is in the best interest of the City;

NOW, THEREFORE, the City Council of the City of Orting, Washington, do ordain as follows:

SECTION 1. Adoption of 2024 Budget. The budget for the City of Orting, Washington, for the fiscal year 2024 covering the period from January 1, 2024 through December 31, 2024, with regular revenues and expenditures and ending fund balances as set forth in Section 2 of this ordinance, is hereby adopted at the fund level in its final form and content as set forth in the document entitled "City of Orting 2024 Budget", three copies of which are on file in the Office of the City Clerk.

SECTION 2. Fund Reserves. The following funds have reserve accounts. These reserve moneys will be expensed as identified in the 2024 budget. The amount listed is the estimated ending reserve amount for December 2023.

Cemetery Property Sale Reserve \$ 64,155.38

SECTION 3. Summary of Revenues and Appropriations. Estimated resources, including fund balances or working capital for each separate fund of the City of Orting, and aggregate totals for all such funds combined, for the year 2024 are set forth in summary form in Exhibit A, and are hereby appropriated for expenditure at the fund level during the fiscal year 2024 as set forth in Exhibit A.

SECTION 4. Job Classifications and Pay Ranges. The job classifications and pay ranges for employees of the City as set forth in the schedule in Exhibit B are hereby adopted as part of the budget for 2024 and shall constitute the job classifications and pay ranges for such employees except as to those employees who are members of a bargaining unit wherein the applicable bargaining agreement may establish a different job classification and/or pay range.


SECTION 4. Transmittal by City Clerk. The City Clerk is directed to transmit a certified copy of the budget hereby adopted to the State Auditor's Office and to the Association of Washington Cities.

SECTION 5. Severability. Should any section, paragraph, sentence, clause or phrase of this Ordinance, or its application to any person or circumstance, be declared unconstitutional or otherwise invalid for any reason, or should any portion of this Ordinance be pre-empted by state or federal law or regulation, such decision or pre-emption shall not affect the validity of the remaining portions of this Ordinance or its application to other persons or circumstances.

SECTION 6. Effective Date. This Ordinance shall be published in the official newspaper of the City, and shall take effect and be in full force five (5) days after the date of publication.

**ADOPTED BY THE CITY COUNCIL AT A REGULAR MEETING THEREOF ON
THE 13th DAY OF DECEMBER, 2023.**

CITY OF ORTING




Joshua Penner, Mayor

ATTEST/AUTHENTICATED:



Kimberly Agfalvi, CMC, City Clerk

Approved as to form:



Charlotte A. Archer
Inslee, Best, Doezie & Ryder, P.S.
City Attorney

Filed with the City Clerk:
Passed by the City Council:
Date of Publication:
Effective Date:

Ordinance No. 2023-1119

Final Audit Report

2023-12-14

Created:	2023-12-14
By:	City Clerk (clerk@cityoforting.org)
Status:	Signed
Transaction ID:	CBJCHBCAABAaxvF3MCSov8t6_vDE46xQfR-uWshluXXL

"Ordinance No. 2023-1119" History

-  Document created by City Clerk (clerk@cityoforting.org)
2023-12-14 - 5:05:16 PM GMT
-  Document emailed to Charli Archer (carcher@insleebest.com) for signature
2023-12-14 - 5:06:03 PM GMT
-  Email viewed by Charli Archer (carcher@insleebest.com)
2023-12-14 - 9:24:01 PM GMT
-  Document e-signed by Charli Archer (carcher@insleebest.com)
Signature Date: 2023-12-14 - 9:24:18 PM GMT - Time Source: server
-  Agreement completed.
2023-12-14 - 9:24:18 PM GMT

2024 Budget, Exhibit A
 Summary of Expenses &
 Beginning Fund Balance

<u>Fund</u>	<u>Beginning Fund Balance</u>	<u>2024 Budget</u>
General Fund	\$4,700,000.00	\$6,267,892.24
City Streets	\$350,000.00	\$10,087,958.16
Cemetery	\$55,000.00	\$89,748.78
Parks Department	\$620,000.00	\$480,071.06
Tourism Fund	\$20.00	\$9,000.00
TBD	\$240,000.00	\$240,000.00
Police Department Drug	\$0.00	\$1.00
Housing	\$1,200.00	\$130,000.00
Transportation Impact	\$400,000.00	\$405,000.00
Water	\$3,400,000.00	\$4,083,936.37
Water Resource Recovery	\$9,500,000.00	\$3,539,906.38
Stormwater	\$2,900,000.00	\$3,226,686.70
Cemetery Perpetual Fund	\$533,347.00	\$0.00
Skinner Estate Fund	\$480,888.00	\$2,000.00
<u>Total Appropriations</u>	\$23,180,455.00	\$28,562,200.70

Appendix B

2024 Job Classifications and Pay Ranges

<u>Position</u>			<u>Salary (Low & High)</u>			
	<u>Range</u>	<u>Approved FTE Positions</u>	<u>Department</u>	<u>Low</u>	<u>High</u>	<u>*2024 Salaries</u>
Unrepresented Employees						
City Administrator	51	1	GG	164,964.80	185,660.80	\$ 169,873.68
Finance Director	40	1	GG	119,184.00	134,139.20	\$ 122,719.92
Community Development Director/Planner	39	1	GG	115,710.40	130,228.80	
City Clerk	30	1	GG	88,670.40	99,798.40	\$ 96,334.24
Administrative Assistant	18	1	GG	62,192.00	70,012.80	\$ 65,612.26
Events & Activities Coordinator	17	0.65	GG	39,248.56	44,169.84	\$ 41,839.67
HR Clerk	23	1	GG	72,092.80	81,161.60	\$ 73,841.56
Court Administrator	30	1	Court	88,670.40	99,798.40	\$ 96,334.24
Police Chief	48	1	Police	150,966.40	169,915.20	\$ 159,247.61
Police Commander	38	1	Police	112,340.80	126,422.40	
Capital Projects Manager	40	1	PW	119,184.00	134,139.20	\$ 129,469.52
City Engineer (PE)	43	1	PW	130,228.80	146,577.60	
Public Works Director	43	1	PW	130,228.80	146,577.60	\$ 142,967.37
Deputy Public Works Director	36	1	PW	105,892.80	119,184.00	
Building Official	28	1	GG	83,595.20	94,078.40	\$ 91,309.01
Term Limited GIS Technician	18	1	PW	62,192.00	70,012.80	\$ 62,193.87
Term Limited Landscape Maintenance	1	1	PW	37,633.98	42,357.38	
Supported Employment	1	0.2	PW	7,526.80	8,471.48	
Police Wages (Per CBA)						
Officer	P24	7	Police	83,916.14	97,285.03	
Detective	P26	1	Police	91,709.28	100,212.84	
Lieutenant	P28	2	Police	111,881.02	111,881.02	
Public Works and Administrative Staff (Per CBA)						
Sr. Accountant	21	1	GG	67,953.60	76,502.40	
Accountant I	17	1	GG	60,382.40	67,953.60	
Permit & PW Support	17	1	GG	60,382.40	67,953.60	
Court Clerk	16	0.5	GG	58,635.20	65,977.60	
Admin Asst. PW	21	1	PW	67,953.60	76,502.40	
Wastewater Plant Supervisor	35	1	PW	102,793.60	115,710.40	
Water Plant Supervisor	27	1	PW	81,161.60	91,332.80	
Maintenance Worker Lead	22	1	PW	70,012.80	78,790.40	
Wastewater OIT	15	3	PW	56,908.80	64,064.00	
Wastewater I	18		PW	62,192.00	70,012.80	
Wastewater II	22		PW	70,012.80	78,790.40	
Wastewater III	27	3	PW	81,161.60	91,332.80	
Water OIT	15		PW	56,908.80	64,064.00	
Water I	18		PW	62,192.00	70,012.80	
Water II	22	3	PW	70,012.80	78,790.40	
Water III	25		PW	76,502.40	86,091.20	
Maintenance Worker I	15		5	PW	56,908.80	64,064.00
Maintenance Worker II	20	PW		65,977.60	74,256.00	
Stormwater Worker I	16	2		PW	58,635.20	65,977.60
Stormwater Worker II	21		PW	67,953.60	76,502.40	
Code Enforcement	24	1	GG	74,256.00	83,595.20	
Police Records Clerk I	15	1	GG	56,908.80	64,064.00	

~Positions with a box around their "FTE" represent a series of positions that can be hired, with the maximum number of employees employed for that series limited to the FTE approved in the budget.

*Current non-represented staff will be paid no more than shown.

Appendix I: Property Tax Resolution:

See next page for the Property Tax Resolution.

**CITY OF ORTING
WASHINGTON
RESOLUTION NO. 2023-32**

**A RESOLUTION OF THE CITY OF
ORTING, WASHINGTON, REQUESTING
THE HIGHEST LAWFUL LEVY**

WHEREAS, the City Council of the City of Orting, Washington (hereinafter, the "City") has met and considered its budget for the calendar year 2024; and

WHEREAS, the City's actual levy amount from the previous year was \$1,426,143.24; and

WHEREAS, the population of this City is less than 10,000; and

NOW, THEREFORE, THE CITY COUNCIL OF THE CITY OF ORTING, WASHINGTON, DOES RESOLVE AS FOLLOWS:

Section 1. Declaration of Highest Lawful Levy. Be it resolved by the governing body of the taxing City that an increase in the regular property tax levy is hereby authorized for the levy to be collected in the 2024 tax year.

The dollar amount of the increase over the actual levy amount from the previous year shall be \$14,261.44 which is a percentage increase of 1.0 percent from the previous year. This increase is exclusive of additional revenue resulting from new construction, improvements to property, newly constructed wind turbines, any increase in value of state assessed property, any annexation that have occurred and refunds made.

Section 2. Effective Date. This Resolution shall be effective immediately upon passage, and shall be implemented for the 2024 tax year, as stated above.


ADOPTED BY THE CITY COUNCIL AT A REGULAR MEETING THEREOF ON THE 29th DAY OF NOVEMBER 2023.

CITY OF ORTING




Joshua Penner, Mayor

ATTEST/AUTHENTICATED:



Kim Agfalvi, City Clerk

Approved as to form:



Charlotte Archer, City Attorney
Inslee Best, PLLC

Appendix J: 2019 Utility Rates Resolution

See next page for Utility Rates Resolution.

CITY OF ORTING
WASHINGTON

RESOLUTION NO. 2019-32

**A RESOLUTION OF THE CITY OF ORTING,
WASHINGTON, RELATING TO UTILITY RATES;
ADOPTING ADJUSTMENTS TO WATER, SEWER AND
STORM WATER UTILITY RATES; AND ESTABLISHING
AN EFFECTIVE DATE**

WHEREAS, the City of Orting City Council has reviewed the Capital Improvement Plan (CIP) and the operations and maintenance expenses of the Water Fund, the Sewer Fund, and the Stormwater Fund; and

WHEREAS, during 2019 the City hired Baker Tilly to consult on utility rates to determine what changes in our rates and structure would be needed over the coming years to meet the goals of the CIP, maintain our system, create reserves for future projects and created a predictable rate structure; and

WHEREAS, the implemented rate increases are intended to reflect an amount up to but no greater than the cost of service, and such revenues reasonably required to maintain self-supporting and financially viable utilities without undue discrimination toward or against any customer; and

WHEREAS, the City Council having been in all matters fully advised finds that an adjustment to the water utility rates is necessary to meet revenue requirements to cover the costs necessary to maintain a self-supporting and financially viable water utility; and

WHEREAS, the City Council having been in all matters fully advised finds that an adjustment to the sanitary sewerage utility rates is necessary to meet revenue requirements to cover the costs necessary to maintain a self-supporting and financially viable sanitary sewer utility; and

WHEREAS, the City Council having been in all matters fully advised finds that an adjustment to the Stormwater utility rates is necessary to meet revenue requirements to cover the costs necessary to maintain a self-supporting and financially viable Stormwater utility; and

WHEREAS, the City Council finds that adopting five years' worth of rates will remove the volatility of setting rates annually and allows a more holistic view of the needs of the utility funds; and

WHEREAS, the City Council finds that it is in the public interest to implement the water, sewer and storm water rate changes as set forth herein in order to ensure that each utility has sufficient revenue to be self-supporting and financially viable;

NOW, THEREFORE, THE CITY COUNCIL OF THE CITY OF ORTING, WASHINGTON, DOES RESOLVE AS FOLLOWS:

Section 1. Establishment of Water, Sewer and Storm Water Utility Rates. Effective January 1, 2020 and annually on the same date thereafter, the water utility use fees imposed pursuant to OMC9-1D-3, sanitary sewer use charges imposed pursuant to OMC 9-2B-1, storm water utility use fees imposed pursuant to OMC 9-5C-6, shall be set at the amounts set forth in the 2019 Utility Rates Exhibit "A", attached hereto and incorporated as though fully set forth herein.

Section 2. Effective Date. This Resolution and Exhibit A shall be effective beginning on January 1, 2020.

PASSED BY THE CITY COUNCIL AT A SPECIAL MEETING THEREOF ON THE 25th DAY OF NOVEMBER, 2019.

CITY OF ORTING



Joshua Penner, Mayor

ATTEST/AUTHENTICATED:



Jane Montgomery, City Clerk, CMC

Approved as to form:



Charlotte A. Archer

~~Kenyon Disend PLLC~~ inslee Best ~~PLLC~~ P.S.
City Attorney

Attch: Exh. "A" (*Utility Rates*)

Exhibit A: Monthly Utility Rates (2020 - 2024)

WATER												
Monthly Base Charges												
Meter Size	2019		2020		2021		2022		2023		2024	
	Residential	COM	Residential	COM	Residential	COM	Residential	COM	Residential	COM	Residential	COM
0.75	\$24.38	\$24.38	\$25.84	\$25.84	\$27.40	\$27.40	\$29.04	\$29.04	\$30.78	\$30.78	\$32.63	\$32.63
1-1.5	\$39.81	\$39.81	\$42.20	\$42.20	\$44.73	\$44.73	\$47.41	\$47.41	\$50.26	\$50.26	\$53.27	\$53.27
2.0-4.0	\$56.53	\$56.53	\$59.92	\$59.92	\$63.51	\$63.51	\$67.32	\$67.32	\$71.36	\$71.36	\$75.64	\$75.64
Qualified Low Income	\$18.29		\$19.38		\$20.55		\$21.78		\$23.09		\$24.47	

Single Block Rates												
Rate Class	2019		2020		2021		2022		2023		2024	
	Residential	COM	Residential	COM	Residential	COM	Residential	COM	Residential	COM	Residential	COM
Single Block rate (per ccf)		\$3.68		\$3.90		\$4.13		\$4.38		\$4.64		\$4.92
Block 1: 1 to 6 CCF (per ccf)	\$2.65		\$2.80		\$2.97		\$3.15		\$3.34		\$3.54	
Block 2: 6 to 17 CCF (per ccf)	\$3.55		\$3.77		\$3.99		\$4.23		\$4.48		\$4.75	
Block 3: 17+ CCF (per ccf)	\$5.34		\$5.66		\$6.00		\$6.36		\$6.74		\$7.15	
Block 1: 0 to 6 CCF - Qualified Low Inc.	\$1.98		\$2.10		\$2.23		\$2.36		\$2.50		\$2.66	
Block 2: 6 to 17 CCF - Qualified Low Inc.	\$2.66		\$2.82		\$2.99		\$3.17		\$3.36		\$3.57	
Block 3: 17+ CCF - Qualified Low Inc.	\$4.01		\$4.25		\$4.50		\$4.77		\$5.06		\$5.36	

Annual Increase: 6%
 Qualified Low Income, portion of Residential: 75%
 Out of Town Premium: 10%

SEWER												
Customer Class	2019		2020		2021		2022		2023		2024	
	Base (per unit)	Flow (per ccf)	Base (per unit)	Flow (per ccf)	Base (per unit)	Flow (per ccf)	Base (per unit)	Flow (per ccf)	Base (per unit)	Flow (per ccf)	Base (per unit)	Flow (per ccf)
Residential	\$49.49		\$52.96		\$56.66		\$60.63		\$64.87		\$69.41	
Residential - Snowbird	\$35.99		\$38.51		\$41.21		\$44.09		\$47.18		\$50.48	
Residential - Qualified Low Income	\$37.12		\$39.72		\$0.00		\$0.00		\$0.00		\$0.00	
Commercial - Domestic ¹	\$49.49	\$5.10	\$52.96	\$5.46	\$56.66	\$5.84	\$60.63	\$6.25	\$64.87	\$6.68	\$69.41	\$7.15
Commercial - High Strength ²	\$49.49	\$9.04	\$52.96	\$9.67	\$56.66	\$10.35	\$60.63	\$11.07	\$64.87	\$11.85	\$69.41	\$12.67
<u>High Cedars</u>												
Residential	\$62.85		\$67.25		\$71.96		\$76.99		\$82.38		\$88.15	
Business	\$62.85	\$6.49	\$67.25	\$6.94	\$71.96	\$7.43	\$76.99	\$7.95	\$82.38	\$8.50	\$88.15	\$9.10
Restaurant	\$62.85	\$11.48	\$67.25	\$12.28	\$71.96	\$13.14	\$76.99	\$14.06	\$82.38	\$15.05	\$88.15	\$16.10

¹Churches, Lodges, Businesses, Library, Commercial Residence, Daycare, Schools

²Restaurant, Grocery with Deli, Other Food Related Business

Annual Increase: 7.0%
 Qualified Low Income, portion of Residential: 75.0%

Storm						
Customer Class	2019	2020	2021	2022	2023	2024
Per Equivelant Residential Unit	\$20.60	\$21.63	\$22.71	\$23.85	\$25.04	\$26.29

Annual Increase: 5%

2019 Out of Monthly Water Rates (information only)

WATER										
Monthly Base Charges										
Meter Size	2019		2020		2021		2022		2023	
	Residential	COM	Residential	COM	Residential	COM	Residential	COM	Residential	COM
0.75	\$26.82	\$26.82	\$28.43	\$28.43	\$30.13	\$30.13	\$31.94	\$31.94	\$33.86	\$33.86
1-1.5	\$43.79	\$43.79	\$46.42	\$46.42	\$49.20	\$49.20	\$52.15	\$52.15	\$55.28	\$55.28
2.0-4.0	\$62.18	\$62.18	\$65.91	\$65.91	\$69.86	\$69.86	\$74.06	\$74.06	\$78.50	\$78.50
Qualified Low Income	\$20.11		\$21.32		\$22.60		\$23.96		\$25.39	
Single Block Rates										
Rate Class	2019		2020		2021		2022		2023	
	Residential	COM	Residential	COM	Residential	COM	Residential	COM	Residential	COM
Single Block rate (per ccf)		\$4.04		\$4.29		\$4.54		\$4.82		\$5.11
Block 1: 1 to 6 CCF (per ccf)	\$2.91		\$3.08		\$3.27		\$3.47		\$3.67	
Block 2: 6 to 17 CCF (per ccf)	\$3.91		\$4.14		\$4.39		\$4.65		\$4.93	
Block 3: 17+ CCF (per ccf)	\$5.87		\$6.23		\$6.60		\$7.00		\$7.42	
Block 1: 0 to 6 CCF - Qualified Low Inc.	\$2.18		\$2.31		\$2.45		\$2.60		\$2.76	
Block 2: 6 to 17 CCF - Qualified Low Inc.	\$2.93		\$3.11		\$3.29		\$3.49		\$3.70	
Block 3: 17+ CCF - Qualified Low Inc.	\$4.41		\$4.67		\$4.95		\$5.25		\$5.56	

Increase: 6.0%
 Qualified Low Income, portion of Residential: 75.0%
 Out of Town Premium: 10.0%

Average Bill (information only)

Based on usage of 7.3 CCF of Water						
	2019	2020	2021	2022	2023	2024
Water:	\$42.23	\$44.76	\$47.45	\$50.29	\$53.31	\$56.51
Sewer:	\$49.49	\$52.96	\$56.66	\$60.63	\$64.87	\$69.41
Storm:	\$20.60	\$21.63	\$22.71	\$23.85	\$25.04	\$26.29
Total:	\$112.32	\$119.35	\$126.82	\$134.77	\$143.22	\$152.22
Total Increase:		\$7.03	\$7.47	\$7.95	\$8.45	\$8.99