

ORIGINAL

CITY OF ORTING  
WASHINGTON  
RESOLUTION NO. 2018-01

---

A RESOLUTION OF THE CITY OF ORTING,  
WASHINGTON, RELATING TO UTILITY RATES;  
REPEALING RESOLUTION NO. 2017-12; ADOPTING  
ADJUSTMENTS TO WATER, SEWER AND STORM  
WATER UTILITY RATES; AND ESTABLISHING AN  
EFFECTIVE DATE

---

**WHEREAS**, on November 8, 2018, the City of Orting City Council voted to adopt Resolution No. 2017-12, which established Water, Sewer and Stormwater rates to go into effect January 1, 2018; and

**WHEREAS**, since the adoption of Resolution No. 2017-12, City Staff has identified a calculation error in the "Single Block Rates" for Qualified Low Income customers on Exhibit A thereto, resulting in a stated water, sewer and storm water rate that was higher than intended; and

**WHEREAS**, the City Council finds the rates reflected in Resolution No. 2017-12 did not accurately reflect the Council's intent; and

**WHEREAS**, the City Council finds that it is in the public interest to correct the calculation error, and implement the water, sewer and storm water rate changes as set forth herein in order to ensure that each utility has sufficient revenue to be self-supporting and financially viable; and

**NOW, THEREFORE, THE CITY COUNCIL OF THE CITY OF ORTING, WASHINGTON, DOES RESOLVE AS FOLLOWS:**


**Section 1. Amend Resolution No. 2017-12, Established Water, Sewer and Storm Water Utility Rates.** Exhibit A to Resolution No. 2017-12 is hereby amended in accordance with the attached Exhibit A.

**Section 2. Effective Date.** This Resolution shall be effective beginning on January 16, 2018.


**Section 3. Corrections Authorized.** The City Clerk is authorized to make necessary corrections to this Resolution, including but not limited to correction of clerical errors.

**PASSED BY THE CITY COUNCIL AT A REGULAR MEETING THEREOF ON THE 10<sup>th</sup> DAY OF JANUARY, 2018.**


CITY OF ORTING

  
\_\_\_\_\_  
Joshua Penner, Mayor

ATTEST/AUTHENTICATED:

  
\_\_\_\_\_  
Jane Montgomery, City Clerk

Approved as to form:

  
\_\_\_\_\_  
Charlotte A. Archer  
Kenyon Disend PLLC  
City Attorney

Attch: Exh. "A" (*Utility Rates*)

# EXHIBIT A

## 2018 Monthly Utility Rates, REVISED

WATER				
Monthly Base Charges				
Meter Size	2017		2018	
	Residential	COM	Residential	COM
0.75	\$21.10	\$21.10	\$23.00	\$23.00
1-1.5	\$34.45	\$34.45	\$37.55	\$37.55
2.0-4.0	\$48.92	\$48.92	\$53.33	\$53.33
Qualified Low Income	\$16.17		\$17.25	
Single Block Rates				
Rate Class	2017		2018	
	Residential	COM	Residential	COM
Single Block rate (per ccf)		\$3.18		\$3.47
Block 1: 1 to 6 CCF (per ccf)	\$2.29		\$2.50	
Block 2: 6 to 17 CCF (per ccf)	\$3.07		\$3.35	
Block 3: 17+ CCF (per ccf)	\$4.62		\$5.04	
Block 1: 0 to 6 CCF - Qualified Low Inc.	\$1.69		\$1.87	
Block 2: 6 to 17 CCF - Qualified Low Inc.	\$2.33		\$2.51	
Block 3: 17+ CCF - Qualified Low Inc.	\$3.27		\$3.78	

Increase: **9.0%**  
 Qualified Low Income, portion of Residential: **75.0%**  
 Out of Town Premium: **10.0%**

Sewer						
Customer Class	2017			2018		
	Base (per unit)	Allowance (ccf)	Flow (per ccf)	Base (per unit)	Allowance (ccf)	Flow (per ccf)
Residential	\$44.93			\$47.18		
Residential - Snowbird	\$32.68			\$34.31		
Residential - Qualified Low Income	\$34.97			\$35.38		
Commercial - Domestic <sup>1</sup>	\$44.93	0	\$4.63	\$47.18	0	\$4.86
Commercial - High Strength <sup>2</sup>	\$44.93	0	\$8.20	\$47.18	0	\$8.61
High Cedars						
Residential	\$57.06			\$59.91		
Business	\$57.06	0	\$5.89	\$59.91	0	\$6.18
Restaurant	\$57.06	0	\$10.42	\$59.91	0	\$10.94

Increase: **5.0%**  
 Qualified Low Income, portion of Residential: **75.0%**

<sup>1</sup>Churches, Lodges, Businesses, Library, Commercial Residence, Daycare, Schools

<sup>2</sup>Restaurant, Grocery with Deli, Other Food Related Business

Storm	
2017	2018
\$23.21	\$20.00

Decrease: **13.8%**