

ORIGINAL

CITY OF ORTING
WASHINGTON
RESOLUTION NO. 2018-11

**A RESOLUTION OF THE CITY OF ORTING,
WASHINGTON, RELATING TO UTILITY RATES;
ADOPTING ADJUSTMENTS TO WATER, SEWER AND
STORM WATER UTILITY RATES; AND ESTABLISHING
AN EFFECTIVE DATE**

WHEREAS, the City of Orting City Council has reviewed the Capital Improvement Plan (CIP) and the operations and maintenance expenses of the Water Fund, the Sewer Fund, and the Stormwater Fund; and

WHEREAS, the implemented rate increases are intended to reflect an amount up to but no greater than the cost of service, and such revenues reasonably required to maintain self-supporting and financially viable utilities without undue discrimination toward or against any customer; and

WHEREAS, the City Council having been in all matters fully advised finds that an adjustment to the water utility rates of 6% is necessary to meet revenue requirements to cover the costs necessary to maintain a self-supporting and financially viable water utility; and

WHEREAS, the City Council having been in all matters fully advised finds that an adjustment to the sanitary sewerage utility rates of 4.9% is necessary to meet revenue requirements to cover the costs necessary to maintain a self-supporting and financially viable sanitary sewer utility; and

WHEREAS, the City Council having been in all matters fully advised finds that an adjustment to the Stormwater utility rates of 3% is necessary to meet revenue requirements to cover the costs necessary to maintain a self-supporting and financially viable Stormwater utility; and

WHEREAS, the City Council finds that it is in the public interest to implement the water, sewer and storm water rate changes as set forth herein in order to ensure that each utility has sufficient revenue to be self-supporting and financially viable;

**NOW, THEREFORE, THE CITY COUNCIL OF THE CITY OF ORTING,
WASHINGTON, DOES RESOLVE AS FOLLOWS:**


Section 1. Establishment of Water, Sewer and Storm Water Utility Rates. Effective January 1, 2019, the water utility use fees imposed pursuant to OMC9-1D-3, sanitary sewer use

charges imposed pursuant to OMC 9-2B-1, storm water utility use fees imposed pursuant to OMC 9-5C-6, shall be set at the amounts set forth in the 2019 Utility Rates Exhibit "A", attached hereto and incorporated as though fully set forth herein.

Section 2. Effective Date. This Resolution and Exhibit A shall be effective beginning on January 1, 2019.


PASSED BY THE CITY COUNCIL AT A REGULAR MEETING THEREOF ON THE 29th DAY OF AUGUST, 2018.

CITY OF ORTING



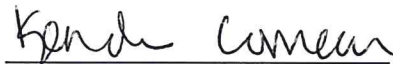
Joshua Penner, Mayor

ATTEST/AUTHENTICATED:



Jane Montgomery, City Clerk, CMC

Approved as to form:



Charlotte A. Archer
Kenyon Disend PLLC
City Attorney

Attch: Exh. "A" (*Utility Rates*)

Exhibit A: 2019 Monthly Utility Rates

WATER				
Monthly Base Charges				
Meter Size	2018		2019	
	Residential	COM	Residential	COM
0.75	\$23.00	\$23.00	\$24.38	\$24.38
1-1.5	\$37.55	\$37.55	\$39.81	\$39.81
2.0-4.0	\$53.33	\$53.33	\$56.53	\$56.53
Qualified Low Income	\$17.25		\$18.29	
Single Block Rates				
Rate Class	2018		2019	
	Residential	COM	Residential	COM
Single Block rate (per ccf)		\$3.47		\$3.68
Block 1: 1 to 6 CCF (per ccf)	\$2.50		\$2.65	
Block 2: 6 to 17 CCF (per ccf)	\$3.35		\$3.55	
Block 3: 17+ CCF (per ccf)	\$5.04		\$5.34	
Block 1: 0 to 6 CCF - Qualified Low Inc.	\$1.87		\$1.98	
Block 2: 6 to 17 CCF - Qualified Low Inc.	\$2.51		\$2.66	
Block 3: 17+ CCF - Qualified Low Inc.	\$3.78		\$4.01	

Increase: **6.0%**
 Qualified Low Income, portion of Residential: **75.0%**
 Out of Town Premium: **10.0%**

Sewer						
Customer Class	2018			2019		
	Base (per unit)	Allowance (ccf)	Flow (per ccf)	Base (per unit)	Allowance (ccf)	Flow (per ccf)
Residential	\$47.18			\$49.49		
Residential - Snowbird	\$34.31			\$35.99		
Residential - Qualified Low Income	\$35.38			\$37.12		
Commercial - Domestic ¹	\$47.18	0	\$4.86	\$49.49	0	\$5.10
Commercial - High Strength ²	\$47.18	0	\$8.61	\$49.49	0	\$9.04
High Cedars						
Residential	\$59.91			\$62.85		
Business	\$59.91	0	\$6.18	\$62.85	0	\$6.49
Restaurant	\$59.91	0	\$10.94	\$62.85	0	\$11.48

Increase: **4.9%**
 Qualified Low Income, portion of Residential: **75.0%**

¹Churches, Lodges, Businesses, Library, Commercial Residence, Daycare, Schools

²Restaurant, Grocery with Deli, Other Food Related Business

Storm	
2018	2019
\$20.00	\$20.60

Increase **3.0%**

2019 Out of Monthly Water Rates

WATER				
Monthly Base Charges				
Meter Size	2018		2019	
	Residential	COM	Residential	COM
0.75	\$25.30	\$25.30	\$29.50	\$29.50
1-1.5	\$41.31	\$41.31	\$48.17	\$48.17
2.0-4.0	\$58.66	\$58.66	\$68.40	\$68.40
Qualified Low Income	\$18.98		\$22.13	
Single Block Rates				
Rate Class	2018		2019	
	Residential	COM	Residential	COM
Single Block rate (per ccf)		\$3.82		\$4.45
Block 1: 1 to 6 CCF (per ccf)	\$2.75		\$3.20	
Block 2: 6 to 17 CCF (per ccf)	\$3.69		\$4.30	
Block 3: 17+ CCF (per ccf)	\$5.54		\$6.46	
Block 1: 0 to 6 CCF - Qualified Low Inc.	\$2.06		\$2.40	
Block 2: 6 to 17 CCF - Qualified Low Inc.	\$2.76		\$3.22	
Block 3: 17+ CCF - Qualified Low Inc.	\$4.16		\$4.85	