



CGA Committee Agenda
November 4th, 2021
9:00am

John Kelly, Councilmember, Chair,
John Williams, Councilmember, Vice-Chair
Kim Agfalvi, City Clerk
Scott Larson, City Administrator
Gretchen Russo, Finance Director

1. Call to Order

2. Parks Report

3. Public Comments

4. Agenda Items

- A. Draft Capital Improvements Program**
- B. Landscape Code Amendments**
- C. Orting Historical Society- Clock Tower**
- D. Parking Strips**
- E. Columbarium Purchase**
- F. Storage of Daffodil Float**
- G. Swing Sets**
- H. Interlocal Agreements**

5. Meeting Minutes of October 7th, 2021.

6. Action Items/Round table review.

- Final comments
- Identify Items that are ready to move forward, establish next meeting's agenda.

7. Adjournment



TO: CGA **DATE:** November 4, 2021
FROM: Emily Adams, AICP **PROJECT TYPE:** 2022 PTOS Plan
 Contract City Planner
SUBJECT: DRAFT CIP

Capital Improvements Program

A capital improvement plan identifies projects, approximate timeline, costs, and potential funding sources for various investments in the acquisition, development, or improvement of parks and recreation facilities for the next six-years. The six-year timeline is dependent upon funding availability as well as other variables. Revisions may occur if opportunities arise to develop facilities or sites not on this list. Generally, these projects are those that have been identified as the highest priority through public outreach, parks board meetings, staff knowledge, and City Council input.

Project	Year	Cost Estimate	Funding
Emergency Evacuation Bridge	2022-2027	\$9,000,000	Grants, General Fund, REET
Gratzer Park Wetland Mitigation	2022	\$20,000	General Fund, REET, Impact Fees
City Park Gazebo Renovation	2022	\$3,000	General Fund, REET
Fountain Improvements	2022-2024	\$15,000	General Fund, REET
City Park Master Plan	2023	\$40,000	Grants, General Fund, REET
Whitehawk Boulevard Trail Spur	TBD	TBD	Grants, General Fund, REET, Impact Fees
City Park Parking Lot Paving	2024 - 2026	\$605,000	Grants, General Fund, REET
PSE Power Line Easement Trail	2024 - 2027	\$800,000	Grants, Impact Fees, General Fund, REET
Splash Park	TBD	\$400,000	Impact Fees, Grants, Donations, General Fund, REET
Baseball Field	TBD	Range in process	Impact Fees, Grants, Donations, General Fund, REET
Pump Track	TBD	\$85,000 - \$175,000	Grants, Impact Fees, Donations, General Fund, REET

Current PROS CIP Projects

- **Emergency Evacuation Bridge**

This project involves the construction of a bridge spanning SR 162 near Rocky Road NE. The City has a grant for two-thirds of the funding for the project (\$6 million) and is looking for the additional \$3 million in funds. This bridge will provide a safe pathway for Orting citizens and will enhance the City's disaster preparedness.

- **Gratzer Park Wetland Mitigation**

Phase I was installed by the City's contract engineer at Parametrix and the Public Works Department in spring 2021. Phase II will be completed within the next year. The City hopes to have a school group or volunteer group complete the mitigation planting associated with Phase II.

- **City Park Gazebo Renovation**

A new roof was put on the gazebo after the last PROS plan update. The next phase is pressure washing and painting the gazebo which is slated to occur in 2022.

- **Fountain Improvements**

Improvements are planned for the fountain on the western corner of Washington Avenue and Calistoga Street at North Park. Upgrades to the fountain, would include concrete stamped to look like river rock, upgrades to the fountain and columns for water to shoot out of, a possible brick wall that would double as extra seating, and a plaque that would acknowledge donors of the original structure.

- **City Park Master Plan**

City Park is the most heavily used park within Orting. In the public outreach, it was clear it was a favorite park amongst most residents as well as people who live outside of town. Desired improvements for the park include adding a toddler play area, replacing the play surface, potentially locating the splash pad within the park, an additional water fountain, restroom updates and more. A Master Plan will express the City's overall vision for the park, identify necessary and desired improvements, and allow the park to be updated in a cohesive manner rather than through ad-hoc improvements.

- **Whitehawk Boulevard Trail Spur**

This project would extend the Foothills Trail spur that currently exists east of the Orting Middle School and runs parallel to Whitehawk Boulevard. This project is to extend the trail spur south to Calistoga. It is planned to occur as part of the Whitehawk Boulevard Extension project.

- **Parks Parking Lot Paving**

The majority of the parking lots associated with the City's parks are not paved. The Parks Board has indicated paving the parking lots is a priority and places City Park at the top of its list. Paving will aid in the City's efforts to be ADA friendly. Costs include the paving, landscaping, and stormwater facilities (detention/retention and water quality).

- **PSE Power Line Easement Trail – Safe Routes to School**

Puget Sound Energy (PSE) owns right-of-way through Orting that contains a major power line. The right-of-way could be improved to form a connector trail between parks and Orting Middle and Elementary Schools (see the map in Figure 5.1). Trail improvements will be contingent on a liability agreement between PSE and the City of Orting. The Washington State Department of Transportation's Safe Routes to School program may be a potential funding source. Winning projects must demonstrate that the necessary groundwork has been laid to complete the project within the two-year grant cycle.

- **Splash Park/Pad**

A splash park, or spray pad, is a recreation area for water play that has little to no standing water. This was a popular desire heard from the public both through the survey and the farmers market outreach. It was also part of the previous parks plan update. A location for such a park would need to be identified by the City and Parks Board. The item would include design and construction. The cost presented in the table is an estimate that can vary based on size of the splash pad, and number of features. The cost does not include land acquisition, it is assumed this would be located in an existing City park, and is based on the City of Puyallup's spray park estimate which includes 8 spray features, seating, site work, water and drainage service.

- **Baseball Field**

Baseball field reservations are taken in through the City. Staff has indicated that teams are often turned away, especially at popular times, as the fields are all booked. Additionally, the LOS metrics indicate the City does not have a sufficient number of baseball fields. This item includes identifying a location, design, and construction of the field on an existing park. The estimated price includes an approximate 110,000-SF field (90-foot bases).

- **Pump Track**

A pump track is a looped sequence of rollers and banked turns designed to maximize the biker's momentum so that minimal pedaling is necessary. The Parks Board has been working on adding a pump track to the existing BMX Track at Charter Park (the skate park). The Board received presentations on the construction of such a park, which is recommended to be asphalt rather than dirt due to climate challenges. Grants are available such as the NRPA Grant. The NRPA grant is a competitive grant for which the City would need to provide a user engagement and design plan, which costs approximately \$7,500 to complete. The range shown in the CIP table includes design and construction of a smaller version up to a larger, higher end version.

Potential Future Projects

Other preferences emerged from the public outreach. While they did not make it into the CIP, these preferences are good to be aware of for future plan changes, or if applicable grant funding is available. They include:

- Improve river/ shoreline access.
- Provide additional shade, through trees or structures, at parks; specifically, Whitehawk and Calistoga.
- Increase indoor recreation opportunities.
- Improve ADA accessibility at all city parks.



**City of Orting
Council Agenda Summary Sheet**

	Agenda Bill #	Recommending Committee	Study Session Dates	Regular Meeting Dates
Subject: Landscape Code Amendments	AB21-89			
		CGA	10.20.2021	10.27.2021 or 11.10.2021
	Department:	Planning		
	Date Submitted:	10.12.2021		
Cost of Item:	<u>\$NA</u>			
Amount Budgeted:	<u>\$NA</u>			
Unexpended Balance:	<u>\$NA</u>			
Bars #:				
Timeline:				
Submitted By:	Emily Adams (Planner)			
Fiscal Note:				
Attachments: Staff report and exhibits				
SUMMARY STATEMENT: The proposal is to amend the landscape code located in OMC 13-5-2 to require applicants to select street trees off a pre-approved list on file with the City. By not codifying the list, it allows the City to modify it administratively as necessary and easily keep it up to date based on best available information. These amendments also include code revisions for clarification purposes regarding landscaping for residential developments, the intent of this section of the code and the requirements are not changing.				
RECOMMENDED ACTION: Move forward to the October 27, 2021 City Council Meeting for a closed record decision OR move to the November 10, 2021 City Council Meeting for a public hearing and decision.				
FUTURE MOTION: To adopt ordinance 2021-1087 as proposed, relating to landscaping and street trees; amending Orting Municipal Code section 13-5-2.				

**CITY OF ORTING
WASHINGTON
ORDINANCE NO. 2021-1087**

**AN ORDINANCE OF THE CITY OF ORTING,
WASHINGTON, RELATING TO LANDSCAPING AND
STREET TREES; AMENDING ORTING MUNICIPAL CODE
SECTION 13-5-2; PROVIDING FOR SEVERABILITY; AND
ESTABLISHING AN EFFECTIVE DATE**

WHEREAS, the City of Orting is a non-charter optional municipal code city as provided in Title 35A RCW, incorporated under the laws of the state of Washington; and

WHEREAS, the City desires to revise its landscaping and screening code to regulate allowed types of trees; and

WHEREAS, the current development code does not have any regulations regarding what types of trees can be planted; and

WHEREAS, in accordance with the requirement set forth in RCW 36.70A.106, the City provided the Washington State Department of Commerce notice of the City's intent to adopt the proposed ordinance on September 22, 2021 for its review and comment period; and

WHEREAS, the City's Planning Commission held a public hearing on the proposed amendments on October 4, 2021 and proposed a recommendation which was forwarded to the City Council to adopt the proposed OMC amendments; and

WHEREAS, the City Council considered the proposed code amendments and the entire record, including recommendations from the Planning Commission on November 23, 2021; and

WHEREAS, the City Council has determined that the proposed regulations are in accord with the Comprehensive Plan, will not adversely affect the public health, safety, or general welfare, and are in the best interest of the citizens of the City;

NOW, THEREFORE, THE CITY COUNCIL OF THE CITY OF ORTING, WASHINGTON, DOES ORDAIN AS FOLLOWS:

Section 1. Recitals. The Recitals set forth above are hereby adopted and incorporated as Findings of Fact and/or Conclusion of Law of the City Council. The City Council bases its findings and conclusions on the entire record of testimony and exhibits, including all written and oral testimony before the Planning Commission and the City Council.

Section 2. OMC Section 13-5-2, Amended. Orting Municipal Code Section 13-5-2 is hereby amended as follows:

13-5-2: LANDSCAPING AND SCREENING:

- A. Purpose: The purpose of this section is to establish standards for landscaping and screening, to maintain or replace existing vegetation, provide physical and visual buffers between differing land uses, lessen environmental and improve aesthetic impacts of development and to enhance the overall appearance of the city. ~~Notwithstanding any other provision of this chapter, trees and shrubs planted pursuant to the provisions of this chapter shall be types and ultimate sizes at maturity that will not impair scenic vistas.~~ Street trees shall be selected from the approved list of trees, on file with the City of Orting.

- A. Landscape Plan: A plan of the proposed landscaping and screening of projects subject to this section shall be provided as part of the application and shall contain the following:
1. Identification of existing trees and tree canopies;
 2. Significant trees and vegetation to remain;
 3. New landscaping: location, species, diameter or size of materials using both botanical and common names. Drawings shall reflect the ultimate size of plant materials;
 4. Identification of tree protection techniques;

E. Requirements for Residential Uses:

1. Perimeter Areas: Notwithstanding other regulations found in this chapter, perimeter areas not covered with buildings, driveways and parking and loading areas shall be landscaped. The required width of perimeter areas to be landscaped shall be at least the depth of the required yard or setback area. Areas to be landscaped shall be covered with live plant materials which will ultimately cover seventy five percent (75%) of the ground area within three (3) years. One deciduous tree a minimum of two inch (2") caliper or one 6-foot evergreen or three (3) shrubs which should attain a height of three and one-half feet (3¹/₂') within three (3) years shall be provided for every five hundred (500) square feet of the area to be landscaped.
2. Buffer Areas: All residential subdivisions or planned developments shall have a buffer consisting of a vegetated screen, that is opaque to a height of six feet (6') minimum, along the perimeter of the plat. The screening may be achieved through any one or a combination of the following methods:
 - a. Evergreen trees or shrubs; or

- b. Trees and shrubs planted on an earthen berm as approved by the Public Works Director; or
 - c. A combination of trees or shrubs and fencing where the amount of distance in which only fencing is utilized does not exceed fifty percent (50%) of the linear distance of the entire buffer along each lot line, planted so that the ground will be covered within three (3) years. If fencing and vegetation is selected for a lot line abutting a right-of-way vegetation must be planted on the exterior of the fence; or
 - d. Use of existing native vegetation that already provides a vegetative screen.
3. New subdivisions or planned developments that abut arterial streets or nonresidential uses shall be screened with a minimum twenty-five-foot (25') buffer. Subdivisions or planned developments that abut areas with the same underlying zoning shall be screened with nominal landscaping that provides variety and enhances the visual character of the area.
4. The vegetation requirements of this section may be waived through a variance process for new subdivisions or planned developments where native vegetation retention, native vegetation revegetation or dispersion LID BMPs are proposed in accordance with the Stormwater Management Manual and LID Manual. Buffer area widths shall not be reduced. The type of vegetation within buffer areas shall be determined through the variance process identified in this code.
5. Root barriers are required for all trees to be planted adjacent to right-of-way, and as required by the Public Works Director.

F. Requirements For Commercial Uses:

- 1. Perimeter Areas: See subsection E1 of this section.
- 2. Buffer Areas: Where a development subject to these standards is contiguous to a residential zoning district or areas of residential development, then the required perimeter area shall be landscaped the full width of the setback areas as follows:
 - a. A solid screen of evergreen trees or shrubs; or
 - b. A solid screen of evergreen trees and shrubs planted on an earthen berm an average of three feet (3') high as approved by the Public Works Director; or
 - c. A combination of trees or shrubs and fencing where the amount of distance in which only fencing is utilized does not exceed fifty percent (50%) of the linear distance of the entire buffer along each lot line, planted so that the ground will be covered within three (3)

years. If fencing and vegetation is selected for a lot line abutting a right-of-way vegetation must be planted on the exterior of the fence.

3. Areas Without Setbacks:
 - a. In areas where there is no required setback or where buildings are built to the property line, development subject to this chapter shall provide a street tree at an interval of one every twenty feet (20') or planter boxes at the same interval or some combination of trees and boxes, or an alternative.
 - b. Street trees shall be a minimum caliper of two inches (2") and be a species approved by the city and installed to city standards. Planter boxes shall be maintained by the property owners and shall be of a type approved by the city.
4. The vegetation requirements of this section may be waived through a variance process for new subdivisions or planned developments where native vegetation retention, native vegetation revegetation or dispersion LID BMPs are proposed in accordance with the Stormwater Management Manual and LID Manual. Buffer area widths shall not be reduced. The type of vegetation within buffer areas shall be determined through the variance process identified in this code.
5. Root barriers are required for all trees to be planted adjacent to hardscape, and/or as required by the Public Works Director.

Section 3. Severability. Should any section, paragraph, sentence, clause or phrase of this Ordinance, or its application to any person or circumstance, be declared unconstitutional or otherwise invalid for any reason, or should any portion of this Ordinance be pre-empted by state or federal law or regulation, such decision or pre-emption shall not affect the validity of the remaining portions of this Ordinance or its application to other persons or circumstances.

Section 4. Codification. The City Council authorizes the City Clerk to correct any non-substantive errors herein, codify the above, and publish the amended code.

Section 5. Effective Date. This Ordinance shall be published in the official newspaper of the City and shall take effect and be in full force five (5) days after the date of publication.

ADOPTED BY THE CITY COUNCIL AT A REGULAR MEETING THEREOF ON THE ___ DAY OF _____, 2021.

CITY OF ORTING

Joshua Penner, Mayor

ATTEST/AUTHENTICATED:

Kim Agfalvi, City Clerk, CMC

Approved as to form:

Charlotte A. Archer
Inslee, Best, Doezie & Ryder, P.S.
City Attorney

Filed with the City Clerk:
Passed by the City Council:
Date of Publication:
Effective Date:



Orting Historical Society



Monthly Report

October 20th, 2021

Orting Historical Society

Date: October 20th, 2021

Time: 2:00 p.m.

Agenda

Call to Order: President Madeline Jones

Minutes: September 15th, 2021 - Sam Colorossi

Treasurer's Report: September 30th, 2021 - Sam Colorossi

Introductions of Visitors:

1. Erin Egan – second visit
2. Evan Davies – OASF Scholarship applications

Old Business:

1. Micro-film/Digital program: - Leland Meitzler
2. Sawdust Burner repaint: - Sam Colorossi
3. Railroad Art: - Madeline Jones
4. Heritage Quest Press Mural: - Madeline Jones
5. Logging Arch: - Madeline Jones
6. Historical Book Project: Madeline Jones
 - a. Historic Homes: Kelly Cochran
 - b. Farms:
 - c. Mayors: Sam Colorossi
 - d. Telephone History: Madeline Jones
 - e. People: Madeline Jones
7. City Hall Clock Project: Sam Colorossi
 - a. Electric Time
 - b. Don Tracy
 - c. KeyBank
 - d. United States Postal System
 - e. Orting Alumni Scholarship Foundation
 - f. Orting Historical Society
8. City Mural Repair Program: Sam Colorossi
9. Railroad Switch: Sam Colorossi
10. Bell Tower Lights: Sam Colorossi

10. Memorial Wall: Sam Colorossi

New Business:

1. None

Telephone Calls:

1. Dave Harman – Donated papers found in father's estate.

E-mail Correspondence:

1. Evan Davies – See visitor's line item. – Orting Alumni Scholarship Foundation.

U.S. Postal Correspondence:

1. None

Roundtable: Past dated CGA Committee agenda advisory.

Next meeting: November 17th, - 2:00 p.m.

Orting Historical Society

Minutes

September 15th, 2021

Vice President Leland Meitzler called the meeting to order at 2:01 pm. Secretary/Treasurer Sam Colorossi was also present at Orting Dental Center located at 106 Calistoga St W, in downtown Orting.

* **Members present were:** Kelly Cochran, Steve Meitzler and Darlene Gilbertson.

* **Visitor: Erin Egan.** On September 02nd Erin sent an e-mail to Sam Colorossi expressing an interest in becoming a member of the society. While in attendant today, she read the dialog between her and Sam, That dialog is part of the packet distributed today.

* **Minutes:** Motion was made by Kelly Cochran and seconded by Steve Meitzler to approve the minutes, as prepared, for the August 18th, 2021 meeting. Motion carried.

* **Treasurers Reports:**

1. KeyBank statement balance as of August 31st, 2021, was **\$14,438.46.**

Old Business

1. **Micro-film/Digital Project:** Leland Meitzler had no report.

2. **Saw Dust Burner Paint job:** Sam Colorossi had no report.

3. **Railroad Art:** Madeline Jones had no report.

4. **Heritage Quest Press Mural:** Madeline Jones had no report.

5. **Logging Arch:** No report.

6. **Historical Book Project:**

7 a. **Historical Homes in Orting:** Kelly Cochran gave a report on the "The Bouldron/Coe House", current address of 406 Kansas St SW and currently owned by Dale & Debra Reed. This home was built in 1891. Kelly provided one colored pictures and two historical pictures & documentation of this home. (See attachments)

8 b. **Farms in Orting & the Orting Area:** No report for this month.

9 c. **Mayor History:** Sam Colorossi no report.

10 d. **Orting Telephone Company:** No report.

11 e. **People:** No report.

11. **City Hall Clock:**

a. **Orting Historical Society:** E-mail dated September 07th, outlines the budgeting process. The second page of this report is a copy of the budget for the two clocks.

b. **City of Orting:** Enclosed is a draft copy of Resolution No. 2021-12 for a grant to fund the installation portion of this project.

c. Electric Time: The following e-mail details the actions of this project: August 23rd discusses the clock options, chimes options, flush mounting ring, engineered fasteners, purchase inquiry, dial and hand clarification, formal quote, backlit canister and other information. All this information can be found in the current packet.

d. Parametrix: The following information can be found in this packet; Language of Parametrix desire to finance the clocks, Understanding of what we are purchasing, Line items of clock costs and Plaque inquiry.

e. Pease Construction, Inc: The subject is of the clock openings dimension and whether or not the cover is glass or Plexiglas.

f. Valley Sign: Bid estimate for two plaques, example of plaques with raised bust and example of the current plaque on city hall.

12. City Murals Repair Program: Sam Colorossi sent an e-mail to Linda Petchnick inquiring the status of the project. Sam has not heard back from her.

13. Railroad Switch: Sam Colorossi reported that work continues on the railroad switch, mainly rust removal from the assembly.

14. Bell Tower Lights: Sam Colorossi advised that the Bell Tower lights still have not been cleaned out as of this meeting.

New Business:

- 1. War Memorial Wall:** Greg Reed, Public Works Director, for the City of Orting attended a CGA meeting where he showed members of the committee plans to re-paint the War Memorial, in white, and add a huge flag on the left side below the war medallions. The subject was to be brought up to the council study session.

Telephone Call:

E-Mail Correspondence:

U.S. Mail Correspondence:

Roundtable:

1. Cedar Shingles: Darlene Gilbertson provided a couple of shingles with the name of Hill Lumber on one and Voight Creek Shingle on the other. Not much was shared about either company.

2. Gold Watch: Steve Meitzler shared the history of receiving a gold watch given to Charles Coe by Maud Coe. The brand name on the watch was Elgin.

* **Meeting adjourned:** Motion by Darlene Gilbertson and seconded by Steve Meitzler to adjourn the meeting at 3:07 pm. So carried.

* **Next meeting:** October 20th, 2021 - 2:00 p.m. at the Orting Dental Center.

Minutes submitted by: Sam Colorossi

City Hall Clock Project

Electric Time Communications

Index

E-mail dated – September 27th, 2021 – 11:07 am.

- Subject: Price quotes and banking information.

E-mail dated – October 05th, 2021 – 1:25 pm.

- Subject: Standard Sales Purchase and Sales Agreement.

E-mail dated – October 08th, 2021 – 10:56 am,

- Subject: Details of the mounting rings for the clocks.

E-mail dated – October 13th, 2021 – 1:36 pm.

- Subject: Confirmation of receiving signed agreement, by US Mail.

E-mail dated – October 13th, 2021 – 1:51 pm.

- Subject: clock opening measurements dialog with Don Tracy.

E-mail dated – October 13th, 2021 – 5:56 pm.

- Subject: Electric Time is requesting for the clock drawings to be approved.

E-mail dated – October 13th, 2021 – 6:7 pm.

- Subject: Clock drawings were approved. Photo taken and e-mailed.

E-mail dated – October 14th, 2021 – 5:49 pm.

- Subject: Electric Time acknowledges signed clock drawing document.

Sam

From: Martina S. Galvin <msg@electrictime.com>
Sent: Monday, September 27, 2021 11:07 AM
To: gcolorossi@centurytel.net
Subject: Clocks & Chimes - Orting City Hall - Orting, WA
Attachments: 6630-SF special & E2000 Orting City Hall - Orting, WA.pdf; Wire Transfer Payments.pdf

Dear Sam:

Per our discussion, attached please find the (3) pages of our quotation only, omitting the referenced attachments, along with our banking information.

Please send back a signed copy of the quotation, and include your selections/confirmations (you can write on the quotation).

Once we receive the signed quotation and we can enter the order. Per our discussion today the buyer information will be as follows:

Orting Historical Society
c/o Guy Colorossi
PO Box 970
Orting, WA 98360-0970

We require a 40% deposit with the order (based on the equipment price – NOT shipping and handling).

I am looking forward to hearing from you.

Sincerely,



Martina (“Tina”) Galvin

Customer Service

o: 508-359-4396 x 1020

f: 508-359-4482

a: 97 West Street, Medfield, MA 02052 USA

e: msg@electrictime.com

w: www.electrictime.com





Wire Transfer Payments

Beneficiary Bank Name	Middlesex Savings Bank
Beneficiary Bank ABA Routing Number	211371227
SWIFT BIC	MDSXUS3N
Beneficiary Bank Address	6 Main Street, Natick, Massachusetts, 01760 United States
Beneficiary Account Number	165256720
Beneficiary Name	Electric Time Co Inc
Beneficiary Address	PO Box 466 97 West Street Medfield, MA 02052 USA

E:\karen\forms\Wire Transfer Payments.doc

ELECTRIC TIME COMPANY, INC. 97 WEST STREET - MEDFIELD, MA USA 02052
PHONE 508-359-4396 - FAX 508-359-4482 SALES@ELECTRICTIME.COM
[HTTP://WWW.ELECTRICTIME.COM](http://WWW.ELECTRICTIME.COM)

electric time[®] company, inc.

September 2, 2021

Sam Colorossi
Orting City Clock Committee
P.O. Box 373
Orting, WA 98360
Via E-Mail: gcolorossi@centurytel.net

Subject: Quotation – Clock Equipment - Orting City Hall - Orting, WA

Dear Sam:

Thank you for your interest in Electric Time clocks. In reply to your request, I am sending Data Sheets 455, 469, 467 & 483, plus Drawings B-4311 and B-10668, page 15 of our latest tower clock brochure “Designing Time”, HORN-DAYAD-RPH16-pg1.dpf, DRIV-DAYAD-D1075T-pg1.pdf, along with our Standard Terms and Conditions of Sale.

We are pleased to quote on the equipment you requested, as follows:

- | Qty. | Description |
|------|---|
| (2) | Special Style WP-6630-MI-LED-SF, nominal 30” round, back-lighted outdoor canister clocks with semi-flush mounting ring – <i>o.d. of semi-flush mounting ring and mounting method tbd</i> . The outside diameter of the canister measures 32-5/8” and requires a clear 33-1/8” i.d opening in the wall. Features include: Electric Time Company, Inc. Style H-MI minute impulse clock movement. Translucent milky white acrylic dial, backlit with white LED’s. Black dial markings, Style “T1” (“tee-one”), and clock hands, Style “ES” (rod tails to be bright white, <i>please confirm rod tail color when ordering</i>). Flat clear tempered glass crystal. Aluminum bezel, canister, and semi-flush mounting ring to have a polyurethane painted finish, <i>please specify color from Manufacturer’s Standards</i> . Our standard painted finishes are: medium or dark bronze (matches Duranodic #312 & #313), off-white, matte-black, satin aluminum, forest green, red, bright white, blue or gold. Optional small rear access panel for movement servicing – <i>please specify if desired when ordering</i> . <i>Semi-flush mounting ring o.d. and mounting method tbd*</i> . Single source: Clock and movement to be manufactured by the same company. UL listed. |
| (1) | Type CTRL-99BMI, Automatic Clock Controller with IP65 enclosure – Indoor & Outdoor Use. Automatically resets clock after power failures and for daylight savings time (if required). Precision Quartz Time base 4 minutes per year maximum drift. Optional GPS – no drift. Built in 100 year daylight savings time calendar. 2 Line 16 character back lighted LCD display. ETL listed to UL 863. |

ELECTRIC TIME COMPANY, INC. 97 WEST STREET - MEDFIELD, MA USA 02052
PHONE 508-359-4396 - FAX 508-359-4482 SALES@ELECTRICTIME.COM
HTTP://WWW.ELECTRICTIME.COM

Sam

From: Sam <gcolorossi@centurytel.net>
Sent: Tuesday, October 5, 2021 1:25 PM
To: 'gcolorossi@centurytel.net'
Subject: RE: [EXTERNAL] Orting City Hall Clock project - 10/05/2021

From: Martina S. Galvin [mailto:msg@electrictime.com]
Sent: Tuesday, October 5, 2021 12:58 PM
To: Sam <gcolorossi@centurytel.net>
Subject: RE: [EXTERNAL] Orting City Hall Clock project - 10/05/2021

Dear Sam:

Thanks for the heads up! We look forward to receiving the letter next week.

I checked with the engineer, he did not hear from Don Tracy this morning. Maybe we'll hear tomorrow.

Sincerely,



Martina ("Tina") Galvin

Customer Service

o: 508-359-4396 x 1020

f: 508-359-4482

a: 97 West Street, Medfield, MA 02052 USA

e: msg@electrictime.com

w: www.electrictime.com





October 4, 2021

Orting Historical Society
c/o Guy S. Colorossi
PO Box 970
Orting, WA 98360-0970
Via E-Mail: gcolorossi@centurytel.net

Subject: Clock Equipment - Orting City Hall - Orting, WA

Dear Sam:

Per our discussion, enclosed please find our Standard Purchase and Sale Agreement for this project, along with our Standard Terms and Conditions of Sale.

To place the order please send back both pages of the signed and completed agreement to us.

Your installer can call our office and speak to the engineer (David Cournoyer) regarding the o.d. of the semi-flush mounting ring and the mounting method. We will need to know whether mounting holes should be provided in the ring, or if the ring will be wedged in-between existing clips/brackets which currently hold the window glass in place. The standard semi-flush mounting ring o.d. is 36-3/8" (ref. Drawing B-4311, previously sent).

We look forward to working with you on this project.

Sincerely,

Martina Galvin

Martina "Tina" Galvin
msg@electrictime.com

ELECTRIC TIME COMPANY, INC. 97 WEST STREET - MEDFIELD, MA USA 02052 -1513
PHONE 508-359-4396 - FAX 508-359-4482 SALES@ELECTRICTIME.COM
HTTP://WWW.ELECTRICTIME.COM

STANDARD PURCHASE AND SALE AGREEMENT
Orting City Hall - Orting, WA

VENDOR Electric Time Co., Inc.
P.O. Box 466
Medfield, MA 02052

PURCHASER Orting Historical Society
c/o Guy S. Colorossi
PO Box 970
Orting, WA 98360-0970

SHIP TO **Please Advise**

Guy S. (Sam) Colorossi
404 Fairlane St SW
P.O. Box 970
Orting, WA 98360-0970

_____ (delivery contact & phone)

EQUIPMENT

Quantity	Description
(2)	Special Style WP-6630-MI-LED-SF, nominal 30" round, back-lighted outdoor canister clocks with semi-flush mounting ring – <i>o.d. of semi-flush mounting ring and mounting method tbd.</i> The outside diameter of the canister measures 32-5/8" and requires a clear 33-1/8" i.d opening in the wall. Features include: Electric Time Company, Inc. Style H-MI minute impulse clock movement. Translucent milky white acrylic dial, backlit with white LED's. Black dial markings, Style "T1" ("tee-one"), and clock hands, Style "ES" (rod tails to be <u>bright white</u>). Flat clear tempered glass crystal. Aluminum bezel, canister, and semi-flush mounting ring to have a <u>matte black</u> polyurethane painted finish. Optional small rear access panel for movement servicing. Single source: Clock and movement to be manufactured by the same company. UL listed.
(1)	Type CTRL-99BMI, Automatic Clock Controller with IP65 enclosure – Indoor & Outdoor Use. Automatically resets clock after power failures and for daylight savings time (if required). Precision Quartz Time base 4 minutes per year maximum drift. Optional GPS – no drift. Built in 100 year daylight savings time calendar. 2 Line 16 character back lighted LCD display. ETL listed to UL 863. Power Failure Event logging. Standard MI output – 4 clocks maximum standard. Standard 24VDC RP output -20 clocks maximum. Sweep Second hand output. Hour Strike Capability. RS-232 and RS-485 output ports 24 VAC hour strike output – configurable pulse output.

ELECTRIC TIME COMPANY, INC. 97 WEST STREET - MEDFIELD, MA USA 02052
PHONE 508-359-4396 - FAX 508-359-4482 SALES@ELECTRICTIME.COM
<http://WWW.ELECTRICTIME.COM>

STANDARD PURCHASE AND SALE AGREEMENT
Orting City Hall - Orting, WA

(1)	CTRL-ELEC-PHOTO-T15 photoelectric cell to control the illumination.
(1)	CTRL-GPS-RECEIVER-KIT-150 GPS receiver kit with 150ft. cord. This will provide time accurate to 1 microsecond 1×10^{-6} . This will enable the clock to synchronize with National Bureau Standard Atomic Clock
(1)	Spool 250ft. 16 Gauge low voltage wire (part# WIRE-SPL-16/3-250FT). This is 16GA-3 conductor cable.
(1)	Style E2000-W10 MI Integrated chime & hour strike. 150 watt amplifier with current limit protection. Digital Recorded Westminster Chime and hour strike. Chime may be played during a time settable window. Control can be programmed for either an hour strike or an hour strike and Westminster chime on the quarter hour. Ability to play .mid files and to record and play other digital audio files (wave and MP3). Mid song library.
250ft.	#16/2 Speaker Wire (70 Volts)
(4)	HORN-DAYAD-RPH16 tower horns with DRIV-DAYAD-D1075T drivers

PRICE All of the above for the net (BUY) price of \$13,528.00, plus \$1,282.00 for shipping and handling to Orting, WA. This price does not include any local taxes.

DELIVERY Approximately 10 to 12 weeks after receipt of order, deposit and release, F.O.B. Medfield, MA.

TERMS All orders are subject to our standard terms and conditions.

PAYMENT Since this equipment is custom built, on any order over \$1,000.00 we require a 40% deposit, for the remaining amount;

_____ I will pay the balance prior to shipment, via wire transfer.

GUARANTEE Electric Time Co., Inc. will guarantee all equipment free from inherent mechanical or electrical defects for three years from the date of shipment

Greg A. Colarossi

Authorized Signature

Secretary/Treasurer

Title

Orting Historical Society

Purchasing Company

10-04-2021

Date

ELECTRIC TIME COMPANY, INC. 97 WEST STREET - MEDFIELD, MA USA 02052
PHONE 508-359-4396 - FAX 508-359-4482 SALES@ELECTRICTIME.COM
<http://WWW.ELECTRICTIME.COM>

Standard Terms & Conditions of Sale

97 West Street, P.O. Box 466

Medfield, MA 02052 USA

(T) 508.359.4396 (F) 508.359.4482

www.electrictime.com

TAXES Unless otherwise stated, prices are exclusive of applicable sales, excise or similar taxes of federal, state or local government. As a Massachusetts corporation, we collect only Massachusetts taxes. Any other applicable taxes must be reported and paid directly by the purchaser.

INSURANCE Any insurance requirements made by you which result in an expense to Electric Time Co., Inc., will be in addition to any published or quoted prices. Copies of insurance certificates are available on request. To be named as an additional insured for a specific project, there will be an additional \$250.00 one-time charge.

PRICES All prices are in U.S. dollars and payment is to be in U.S. dollars. Unless otherwise stated, if we provide a written quotation, we hold quoted prices for 90 days. Prices are subject to change without notice. It is our policy not to review and execute contracts for orders under \$25,000.

SHIPMENTS Unless otherwise stated, all shipments are made F.O.B., Medfield, MA, USA. All quoted lead times are approximate based upon current and projected work loads. Shipments will be made the least expensive and fastest way, taking into consideration the delivery and urgent need of your order, unless otherwise stated on your order. Prepaid freight charges will be added to invoices.

CLAIMS Upon acceptance from Electric Time Co., Inc. by the carrier, the material becomes the property of the consignee. All claims for damage, breakage or loss, concealed or obvious, must be made to the carrier by the consignee. Claims of short shipment must be made to Electric Time Co., Inc. within five (5) days of receipt of material.

PAYMENT Orders under \$1,000.00 will require full payment with order. Since all the equipment we manufacture is custom built, we require a 40% deposit on any order over \$1,000.00. To establish an account with us, we require three credit references and the name of your bank with full addresses. If you do not care to open an account, we can ship upon receipt of final payment. All payments are due NET 10 days upon receipt of invoice. Final payment is due within 30 days after shipment of clocks invoiced. After 30 days, there will be a 1-1/2% interest charge per month on any unpaid balance. Minimum invoice charge is \$55.00. For international sales, payment is to be made by wire transfer.

WARRANTY All equipment is sold subject to the mutual agreement that it is warranted by Electric Time Co., Inc. to be free from defects of material and construction, but our liability in connection with it shall be limited to replacing or repairing without charge at our factory any material or construction defects which become apparent within three years from the date on which new equipment is shipped, that we shall have no liability for damages of any kind arising from the installation and/or use of the apparatus by anyone, and that the purchaser by the acceptance of the equipment will assume all liability for any damages which may result from its use or misuse by the purchaser, his or its employees or by others. There is no guarantee or warranty or liability except as here stated.

RETURNS Since most of our clocks are custom built, in general, returns are not accepted. Standard stock items may be returned for credit, subject to inspection and acceptance, if prior authorization has been obtained from Electric Time Co., Inc. There will be a 20% restocking charge on all standard catalog items.

FINISHES Our standard paint colors are matte black, off-white, bright-white, satin aluminum, medium bronze (matches Duranodic #312), dark bronze (matches Duranodic #313), forest green, gold, blue and red. Other colors and finishes are available at additional cost.

Power Failure Event logging. Standard MI output – 4 clocks maximum standard. Standard 24VDC RP output -20 clocks maximum. Sweep Second hand output. Hour Strike Capability. RS-232 and RS-485 output ports
24 VAC hour strike output – configurable pulse output.

- (1) CTRL-ELEC-PHOTO-T15 photoelectric cell to control the illumination.
- (1) CTRL-GPS-RECEIVER-KIT-150 GPS receiver kit with 150ft. cord. This will provide time accurate to 1 microsecond 1×10^{-6} . This will enable the clock to synchronize with National Bureau Standard Atomic Clock.

All of the above for the net (BUY) price of \$7,776.00, plus \$761.00 for shipping and handling to Orting, WA. This price does not include any sales taxes.

** Please specify semi-flush mounting ring o.d. when ordering. Please specify also whether mounting holes should be provided in the ring, or if the ring will be wedged in-between existing clips/brackets which currently hold the window glass in place. The standard semi-flush mounting ring o.d. is 36-3/8" (ref. Drawing B-4311).*

Low Voltage Wire

As an option, we can offer a spool of 250ft. 16 Gauge low voltage wire (part# WIRE-SPL-16/3-250FT) for an additional \$95.00 plus shipping and handling, or a spool of 500ft. 16 Gauge low voltage wire (part# WIRE-SPL-16/3-500FT) for an additional \$185.00 plus shipping and handling - *please specify if desired when ordering.* This is 16GA-3 conductor cable.

Electronic Chime Option

As an option we can offer our E2000-Kit elaborate electronic chimes as described below, for an additional US\$5,657.00, plus an additional \$521.00 for shipping and handling to Orting, WA when shipped together with the above clocks – *please specify if desired when ordering.* If you do not need (4) tower horns with drivers you can deduct a total of \$130.00 from the chime package price for deleting (1) horn with the associated driver. *Please confirm horn/driver quantity when ordering.*

Quantity	Description
1	Style E2000-W10 MI Integrated chime & hour strike. 150 watt amplifier with current limit protection. Digital Recorded Westminster Chime and hour strike. Chime may be played during a time settable window. Control can be programmed for either an hour strike or an hour strike and Westminster chime on the quarter hour. Ability to play .mid files and to record and play other digital audio files (wave and MP3). Mid song library.
250'	#16/2 Speaker Wire (70 Volts)

4	HORN-DAYAD-RPH16 tower horns with DRIV-DAYAD-D1075T drivers
---	---

Note: The E2000-W10 chime cabinet must be located indoors (temperature and climate controlled), right next to the 99B-MI clock controller.

Since this equipment is custom built, on orders over \$1,000.00 we require a 40% deposit. Delivery is typically 8 to 10 weeks (currently approximately 10 to 12 weeks) *or as needed* after receipt of purchase order, deposit and release, F.O.B., Medfield, MA. Please see enclosed Standard Terms and Conditions of Sale.

If I can be of any further assistance please let me know.

Sincerely,

Martina Galvin

Martina "Tina" Galvin
msg@electrictime.com

Sam

From: Martina S. Galvin <msg@electrictime.com>
Sent: Friday, October 8, 2021 10:56 AM
To: drtracy@centurytel.net
Cc: Sam
Subject: Generic Clock Information - Orting City Hall - Orting, WA
Attachments: Tower Clocks 2.1_Selection-15.pdf; B-4311.pdf

Dear Don:

Thanks for your call. Attached please find page 15 of our latest tower clock brochure "Designing Time" with information and dimensions on our 6600 series tower clocks.

For the above project Style 6630 is being ordered, with semi-flush mounting rings. This will be a custom setup due to the existing conditions.

The standard semi-flush mounting detail is shown on Drawing B-4311 (attached).

We will need to know what the o.d. of the semi-flush mounting rings should be for your project, and also how they will be used for mounting the clocks.

When you have a chance to review this information please call our main office number below (or my XT 1020) and ask to speak to our engineer David Cournoyer to discuss dimensions and mounting method. Thanks!

We are looking forward to hearing from you.

Sincerely,



Martina ("Tina") Galvin

Customer Service

o: 508-359-4396 x 1020

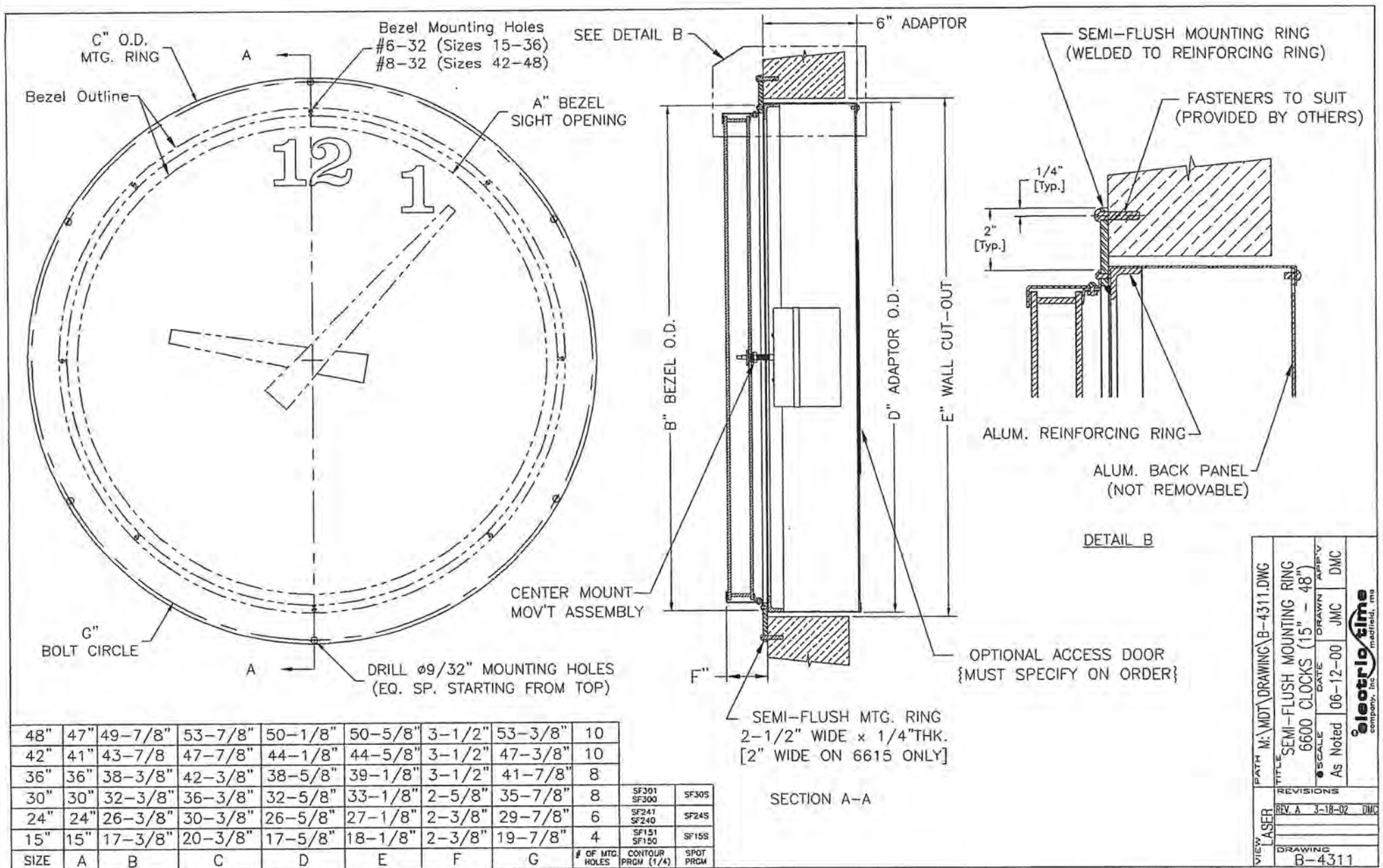
f: 508-359-4482

a: 97 West Street, Medfield, MA 02052 USA

e: msg@electrictime.com

w: www.electrictime.com





48"	47"	49-7/8"	53-7/8"	50-1/8"	50-5/8"	3-1/2"	53-3/8"	10
42"	41"	43-7/8"	47-7/8"	44-1/8"	44-5/8"	3-1/2"	47-3/8"	10
36"	36"	38-3/8"	42-3/8"	38-5/8"	39-1/8"	3-1/2"	41-7/8"	8
30"	30"	32-3/8"	36-3/8"	32-5/8"	33-1/8"	2-5/8"	35-7/8"	8
24"	24"	26-3/8"	30-3/8"	26-5/8"	27-1/8"	2-3/8"	29-7/8"	6
15"	15"	17-3/8"	20-3/8"	17-5/8"	18-1/8"	2-3/8"	19-7/8"	4
SIZE	A	B	C	D	E	F	G	# OF MTC HOLES

SF301	SF305
SF300	
SF241	SF245
SF240	
SF151	SF155
SF150	
CONTOUR PRGM (1/4)	SPOT PRGM

VIEW	LASER	DATE	06-12-00	DRAWN	JMC	APP'V	DMC
TITLE		SEMI-FLUSH MOUNTING RING					
SCALE		6600 CLOCKS (15" - 48")					
REVISIONS		As Noted					
REV A		3-18-02		DMC			
DRAWING		B-4311					



6600 ROUND/3600 SQUARE SURFACE BACKLIGHTED

15"/38CM-48"/122CM BACKLIGHTED
 54"/137CM-96"/244CM BACKLIGHTED
 Part Number: 66XX/36XX

Product Description

Surface Mounted Canister backlighted tower clock design available in sizes from 15" to 96". Features include:

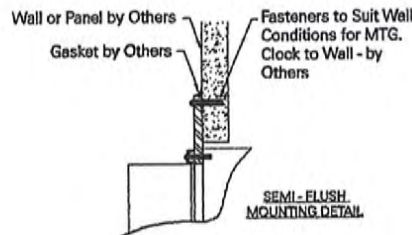
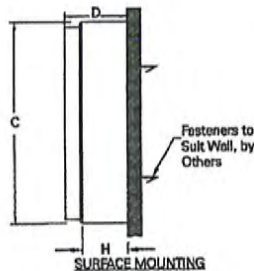
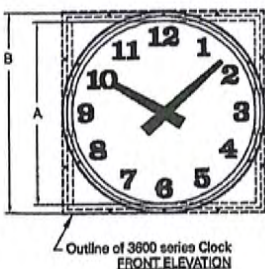
- Completely weathertight canister.
- LED backlighting.
- Also available with color-changing RGB LEDs.
- Semi - flush ring available for recessed mounting.
- For square specify Style 3600.
- Shown with Type "LS" hands and Type "PA" dial markings.
- Available with any of our dial markings and hands, or ones of your own design.
- Larger or custom shapes available on special order.
- UL & CUL Listed.
- Controller required for operation.



STYLE		A"	B"	C"	D"	H"
3600	6600					
3615	6615	15	17 3/8	17 5/8	8 1/4	6
3624	6624	24	26 3/8	26 5/8	8 1/4	6
3630	6630	30	32 3/8	32 5/8	8 5/8	6
3636	6636	36	38 3/8	38 5/8	9 3/8	6
3642	6642	41	43 7/8	44 1/8	9 3/8	6
3648	6648	47	49 7/8	50 1/8	9 3/8	6
3654	6654	55	59	58 5/8	12 1/2	n/a
3660	6660	60	64 1/4	63 5/8	12 1/2	n/a
3672	6672	73 1/4	77 1/4	76 5/8	12 1/2	n/a
3684	6684	85	90	89 1/2	12 3/8	n/a
3696	6696	93 3/4	98 3/4	98 1/4	12 3/8	n/a

Reference

- Data Sheet 455
- Drawing B-431 (tsf)
- CSI Specification
- Request Info
- Online Information



Sam

From: Martina S. Galvin <msg@electrictime.com>
Sent: Wednesday, October 13, 2021 1:36 PM
To: gcolorossi@centurytel.net
Subject: Clock & Chime Equipment - Orting City Hall - Orting, WA

Dear Sam:

I wanted to confirm that we received your letter with the signed Purchase and Sale Agreement. The pumpkin/Halloween card was a hit!

We will process the order and send back an order acknowledgement to confirm.

We will need a signed copy of the drawing we sent earlier today for our files (this can be faxed or emailed to us) before the order can be released to production.

Thanks for your business!

Sincerely,

electric time
company, inc.
tower & street clocks since 1928

Martina ("Tina") Galvin

Customer Service

o: 508-359-4396 x 1020

f: 508-359-4482

a: 97 West Street, Medfield, MA 02052 USA

e: msg@electrictime.com

w: www.electrictime.com



Sam

From: Sam [mailto:gcolorossi@centurytel.net]
Sent: Wednesday, October 13, 2021 1:51 PM
To: 'Martina S. Galvin' <msg@electrictime.com>
Cc: drtracy@centurytel.net; edtorreski@gmail.com
Subject: FW: Clock Drawing for Approval - Orting City Hall - Orting, WA

Good Afternoon Tina,

I have spoken with Don regarding his conversation with Dave and he feels comfortable with what they have agreed to. So, how can I approve this by e-mail? Will it work in this e-mail that I approve and to give you the go ahead? I don't have a fax capabilities with my computer. So, let me know.

Thank you.

Sam

Guy S. Colorossi
Orting, WA

Sam

From: Martina S. Galvin [mailto:msg@electrictime.com]
Sent: Wednesday, October 13, 2021 5:56 PM
To: Sam <gcolorossi@centurytel.net>
Cc: drtracy@centurytel.net; edtorreski@gmail.com
Subject: RE: [EXTERNAL] FW: Clock Drawing for Approval - Orting City Hall - Orting, WA

Dear Sam,

You could send an email stating that Drawing A-16423 is approved.

If you can print and sign the drawing you could also email us a photo of that.

Either way will work.

Sincerely,



Martina ("Tina") Galvin

Customer Service

o: 508-359-4396 x 1020

f: 508-359-4482

a: 97 West Street, Medfield, MA 02052 USA

e: msg@electrictime.com

w: www.electrictime.com



Ø34 3/8" O.D.
SEMI-FLUSH RING



Ø32 3/8"
(BEZEL)

Ø30" I.D.
(SIGHT OPENING)

SEMI-FLUSH RING
(1/4" THK. ALUM.)

6530 BEZEL

6 3/16"

BACK PANEL
(REMOVABLE)

Ø32 5/8"
ADAPTOR

FACE: "T1"
HANDS: "ES"

VIEW LASER	PATH M:\ACAD10\A-16423.DWG				
	TITLE 6630-SF - Elevation Detail Orting City Hall (WA)				
REVISIONS		SCALE	DATE	DRAWN	APP'Y
		As Noted	10-12-21	DMC	TDE
DRAWING		A-16423			

Sam

From: Sam [mailto:gcolorossi@centurytel.net]
Sent: Wednesday, October 13, 2021 6:57 PM
To: 'Martina S. Galvin' <msg@electrictime.com>
Cc: drtracy@centurytel.net; edtorreski@gmail.com
Subject: RE: [EXTERNAL] FW: Clock Drawing for Approval - Orting City Hall - Orting, WA

Good Evening Tina,

When you see this, it will be morning for you. *

Based upon a discussion that I had with Don Tracy today, October 13th, I'm satisfied that he and David, of your engineering department, came to an agreement that this drawing reflects all the needed information to construct the clocks and it is what we are ordering.

So, I went ahead and signed and dated the drawing and then I took a photo of it for you. See the attachment of the photo.

Based upon what you said, this should get the project rolling, so to speak.

Thank you for all your help on this project.

Sam Colorossi

Ø34 3/8" O.D.
SEMI-FLUSH RING



Ø32 3/8"
(BEZEL)

Ø30" I.D.
(SIGHT OPEN NG)

SEMI-FLUSH RING
(1/4" THK. ALUM.)

6530 BEZEL

6 3/16"

BACK PANEL
(REMOVABLE)

Ø32 5/8"
ADAPTOR

FACE: "T1"
HANDS: "ES"

Guy D. Colomasi 10/13/2021

FILE: M:\ACAD10\A-16423.DWG

TITLE
6630-SF - Elevation Detail
Orting City Hall (WA)

SCALE	DATE	DRAWN	APP'Y
As Noted	10-12-21	DMC	TDE

electric time
company, inc. medfield, ma

REVISIONS

VIEW
LASER

DRAWING
A-16423

Sam

From: Martina S. Galvin [mailto:msg@electrictime.com]
Sent: Thursday, October 14, 2021 5:49 AM
To: Sam <gcolorossi@centurytel.net>
Cc: drtracy@centurytel.net; edtorreski@gmail.com
Subject: FW: Clock Drawing for Approval - Orting City Hall - Orting, WA

Good Morning Sam:

This is perfect, thank you! You will receive our order acknowledgement under separate cover (this typically takes a couple of days).

Sincerely,



Martina ("Tina") Galvin

Customer Service

o: 508-359-4396 x 1020

f: 508-359-4482

a: 97 West Street, Medfield, MA 02052 USA

e: msg@electrictime.com

w: www.electrictime.com



City Hall Clock Project

Don Tracy Dialog

Index

E-mail dated – October 10th, 2021 – 9:46 am.

- Subject: Sam Colorossi inquiring the status of Don Tracy call to Electric Time.

E-mail dated – October 13th, 2021 – 10:21 am.

- Subject: Don Tracy dialog with David Cournoyer, engineer with Electric Time, regarding clock opening.

E-mail dated – October 13th, 2021 – 11:43 am,

- Subject: Don Tracy bringing Sam Colorossi up to date on his call to Electric Time.

Sam

From: Sam <gcolorossi@centurytel.net>
Sent: Sunday, October 10, 2021 9:46 AM
To: 'Sam'
Subject: RE: Generic Clock Information - Orting City Hall - Orting, WA

From: Sam [mailto:gcolorossi@centurytel.net]
Sent: Sunday, October 10, 2021 9:26 AM
To: drtracy@centurytel.net
Cc: edtorreski@gmail.com
Subject: FW: Generic Clock Information - Orting City Hall - Orting, WA

Good Morning Don,

I'm wondering if you have the answer for Tina regarding the od for mounting the clocks.

When we were measuring for the id of the opening there was a one by one circling the opening. Can that be used or should it be beefed up to support the clock. Just wondering. Call if and when you have a few minutes.

360-893-2334

Thanks for your help Don.

Sam

From: Martina S. Galvin

Sent: Wednesday, October 13, 2021 10:21 AM

To: 'gcolorossi@centurytel.net' <gcolorossi@centurytel.net>; 'drtracy@centurytel.net' <drtracy@centurytel.net>

Subject: Clock Drawing for Approval - Orting City Hall - Orting, WA

Good Morning Sam and Don:

Per Don's discussion with our engineer David Cournoyer we will be providing semi-flush mounting rings without mounting holes, with an o.d. of 34-3/8". The mounting holes will be drilled on site. We will also provide a full removable back panel for servicing (rather than just a small rear access panel).

Drawing A-16423 shows the clock with these details.

If this drawing meets with your approval, please sign and return it to us via fax, email or mail. If you would like any revisions made, please let us know.

Thanks.

I am looking forward to hearing from you.

Sincerely,

1

electric time
company, inc.

Martina ("Tina") Galvin

Customer Service

☎: 508-359-4396 x 1020

☎: 508-359-4482

📍: 97 West Street, Medfield, MA 02052 USA

✉: msg@electrictime.com

🌐: www.electrictime.com



From: Martina S. Galvin <msg@electrictime.com>
Sent: Wednesday, October 13, 2021 7:27 AM
To: gcolorossi@centurytel.net; drtracy@centurytel.net
Subject: FW: Clock Drawing for Approval - Orting City Hall - Orting, WA
Attachments: A-16423.pdf

I apologize, I sent the email without the drawing – it is now attached.

Sincerely,



Martina ("Tina") Galvin

Customer Service

o: 508-359-4396 x 1020

f: 508-359-4482

a: 97 West Street, Medfield, MA 02052 USA

e: msg@electrictime.com

w: www.electrictime.com



Sam

From: Sam <gcolorossi@centurytel.net>
Sent: Wednesday, October 13, 2021 11:43 AM
To: 'Sam'
Subject: Orting City Hall Clock Project

October 13th, 2021 – 11:10 am

Received a call from Don Tracy. He brought me up to date with his dialog with Electric Time. They wanted to be as accurate as possible for the correct diameter of the opening for the clocks. It appears Electric Time is happy with our assessment and will be moving along on the project.

Sam

City Hall Clock Project

KeyBank

Index

Wire Transfer Form – October 05th, 2021 – 2:21 pm.

- Subject: **Wire transferred \$5411.00 to Electric Time for two clocks.**

Redacted page

KeyBank Beneficiary Wire Transfer Form

Employee Submitter:

LYNNFRE

Date/Time:

10/05/2021 02:21PM

Beneficiary Information Summary

Branch location cost center : 0013247 Quest Service Request#: 2A1FSK

Requested Amount of Transfer: 5411.00 Currency: USD

Send Date: 10/05/2021 Waive Fee: No

Originator Account#:

Originator Name : GUY S COLOROSI

Originator Account Title : ORTING HISTORIAL SOCIETY

Originator Address: 220 BRIDGE ST SW
PO BOX 970

Beneficiary Account #:

Beneficiary Full Name: Electric Time Company Inc

Beneficiary Address:

Beneficiary Bank ABA:

Beneficiary's Bank Name: MIDDLESEX SAVINGS BANK

Beneficiary's Bank Address: NATICK, MA

Purpose of Wire/Originator to Beneficiary information: Clock down payment

Terms of Wire Transfer

As used in these Terms of Wire Transfer ("Terms"), "I" and "my" mean the customer, "the bank" means the KeyCorp affiliate at which the wire transfer request is made.

Method of Funds Transfer. The bank may make this funds transfer via FEDWIRE, International SWIFT Transfer, or any other wire transfer service acceptable to the bank.

Authorization. I authorize the bank to withdraw the amount of this funds transfer plus any applicable fees and charges from my Customer Account.

Inconsistency of Name and Account Number. I understand and agree that if the accompanying wire transfer instructions identify the Beneficiary by both name and account number the bank may, in its discretion, use only the account number to complete this funds transfer. Likewise, if the Beneficiary Bank is identified by both name and transit routing number, the bank may, in its discretion, use only the transit routing number to complete this funds transfer. The bank will not be liable for any loss whatsoever resulting from the bank's completion of this funds transfer solely on the basis of account number or transit routing number, and I will be obligated to the bank for the amount of funds transfer plus any applicable fees. Furthermore, funds transfers received by the bank for my benefit may be paid by the bank solely on the basis of account number.

Incorrect Account Number of Recipient Institution Identifier. I understand and agree that if I send a remittance transfer, a wire transfer sent by a consumer to a consumer or a business in a foreign country (remittance transfer) and provided the bank an incorrect account number or recipient institution identifier, I could lose the transfer amount.

Cancellation or Amendment. A remittance transfer can be cancelled for a full refund within 30 minutes of payment, unless the funds have been picked up or deposited. The following applies to both the cancellation of a remittance transfer and all other wire transfers other than a remittance transfer cancelled within 30 minutes of payment. Once the bank has executed a remittance transfer or a regular wire transfer, the bank has no obligation whatsoever to cancel or amend it or to make any refund. In no event will the bank act on instructions to cancel or amend a payment order unless the instruction is given at a time and in a manner affording the bank a reasonable time to act on the instructions. At the bank's discretion, the bank may use reasonable efforts to act on my request for cancellation or amendment. However, the bank will in no event be liable for any loss resulting from the failure to cancel or amend a remittance transfer or regular wire transfer. I agree to indemnify and hold the bank harmless from any and all liability, costs and expenses the bank may incur in attempting to cancel or amend this remittance transfer or wire transfer. Any request for cancellation or amendment must comply with the bank's security procedures.

Notice of Errors. I agree to report any unauthorized or erroneous wire transfer (excluding a remittance transfer) within thirty (30) days after I receive notification of the wire transfer. I agree to provide notice or error pertaining to a remittance transfer no later than 180 days after the disclosed date of availability of the remittance transfer. I agree that failure to report any error within the time periods stated above shall preclude me from recovering any amount from the bank and will relieve the bank of any obligation to pay interest on the amount of any wire transfer. I will also be liable to the bank for any damages or losses the bank may incur as a result of my failure to notify you within the time periods noted above.

Liability of Affiliate. In no event will the bank be liable for any special, indirect, incidental, or consequential damages, whatsoever.

Interest. If the bank is obligated to pay me interest under these Terms or by law, the applicable interest rate shall be the average of the Federal Fund Rate as published by the Federal Reserve Bank of New York for each of the days for which interest is payable.

Wire Transfer Agreement. If I have signed a separate Wire Transfer Agreement ("Agreement") with the bank, the terms of the Agreement apply to this wire transfer (including a remittance transfer), also. If the terms of the Agreement are inconsistent with these Terms, the terms of the Agreement will control this wire transfer.

Fraud Alert Scam.

If you can answer "yes" to any of the following questions:

- Were you promised a large amount of money in return for sending this wire? *
- Were you instructed to wire money in order to claim lottery or prize winnings? *
- Are you wiring money in response to an internet or phone offer? *
- Are you sending money to someone you do not know? *

*** I understand that these types of transactions are fraudulent in many cases and money wired is often not recovered. I will be held responsible for any overdrafts to my account should I decide to proceed with this request.**

Client Acknowledgement

I have received, read and understand the Terms of Wire Transfer. I acknowledge and certify to the accuracy of all the information contained herein and agree to pay the applicable fee plus correspondent bank charges, if any.

Signature: Authorized Client

Guy S. Colarossi

Date:

10-05-2021

Employee Initiator Signature

Paul J...

Date:

10-5-21

City Hall Clock Project

KeyBank

Index

Wire Transfer Form – October 05th, 2021 – 2:21 pm.

- Subject: **Wire transferred \$5411.00 to Electric Time for two clocks.**

Redacted page

KeyBank Beneficiary Wire Transfer Form

Employee Submitter:

LYNNFRE

Date/Time:

10/05/2021 02:21PM

Beneficiary Information Summary

Branch location cost center : 0013247 Quest Service Request#: 2A1FSK

Requested Amount of Transfer: 5411.00 Currency: USD

Send Date: 10/05/2021 Waive Fee: No

Originator Account#:

Originator Name : GUY S COLOROSI

Originator Account Title : ORTING HISTORIAL SOCIETY

Originator Address: 220 BRIDGE ST SW
PO BOX 970

Beneficiary Account #:

Beneficiary Full Name: Electric Time Company Inc

Beneficiary Address:

Beneficiary Bank ABA:

Beneficiary's Bank Name: MIDDLESEX SAVINGS BANK

Beneficiary's Bank Address: NATICK, MA

Purpose of Wire/Originator to Beneficiary information: Clock down payment

Terms of Wire Transfer

As used in these Terms of Wire Transfer ("Terms"), "I" and "my" mean the customer, "the bank" means the KeyCorp affiliate at which the wire transfer request is made.

Method of Funds Transfer. The bank may make this funds transfer via FEDWIRE, International SWIFT Transfer, or any other wire transfer service acceptable to the bank.

Authorization. I authorize the bank to withdraw the amount of this funds transfer plus any applicable fees and charges from my Customer Account.

Inconsistency of Name and Account Number. I understand and agree that if the accompanying wire transfer instructions identify the Beneficiary by both name and account number the bank may, in its discretion, use only the account number to complete this funds transfer. Likewise, if the Beneficiary Bank is identified by both name and transit routing number, the bank may, in its discretion, use only the transit routing number to complete this funds transfer. The bank will not be liable for any loss whatsoever resulting from the bank's completion of this funds transfer solely on the basis of account number or transit routing number, and I will be obligated to the bank for the amount of funds transfer plus any applicable fees. Furthermore, funds transfers received by the bank for my benefit may be paid by the bank solely on the basis of account number.

Incorrect Account Number of Recipient Institution Identifier. I understand and agree that if I send a remittance transfer, a wire transfer sent by a consumer to a consumer or a business in a foreign country (remittance transfer) and provided the bank an incorrect account number or recipient institution identifier, I could lose the transfer amount.

Cancellation or Amendment. A remittance transfer can be cancelled for a full refund within 30 minutes of payment, unless the funds have been picked up or deposited. The following applies to both the cancellation of a remittance transfer and all other wire transfers other than a remittance transfer cancelled within 30 minutes of payment. Once the bank has executed a remittance transfer or a regular wire transfer, the bank has no obligation whatsoever to cancel or amend it or to make any refund. In no event will the bank act on instructions to cancel or amend a payment order unless the instruction is given at a time and in a manner affording the bank a reasonable time to act on the instructions. At the bank's discretion, the bank may use reasonable efforts to act on my request for cancellation or amendment. However, the bank will in no event be liable for any loss resulting from the failure to cancel or amend a remittance transfer or regular wire transfer. I agree to indemnify and hold the bank harmless from any and all liability, costs and expenses the bank may incur in attempting to cancel or amend this remittance transfer or wire transfer. Any request for cancellation or amendment must comply with the bank's security procedures.

Notice of Errors. I agree to report any unauthorized or erroneous wire transfer (excluding a remittance transfer) within thirty (30) days after I receive notification of the wire transfer. I agree to provide notice or error pertaining to a remittance transfer no later than 180 days after the disclosed date of availability of the remittance transfer. I agree that failure to report any error within the time periods stated above shall preclude me from recovering any amount from the bank and will relieve the bank of any obligation to pay interest on the amount of any wire transfer. I will also be liable to the bank for any damages or losses the bank may incur as a result of my failure to notify you within the time periods noted above.

Liability of Affiliate. In no event will the bank be liable for any special, indirect, incidental, or consequential damages, whatsoever.

Interest. If the bank is obligated to pay me interest under these Terms or by law, the applicable interest rate shall be the average of the Federal Fund Rate as published by the Federal Reserve Bank of New York for each of the days for which interest is payable.


Wire Transfer Agreement. If I have signed a separate Wire Transfer Agreement ("Agreement") with the bank, the terms of the Agreement apply to this wire transfer (including a remittance transfer), also. If the terms of the Agreement are inconsistent with these Terms, the terms of the Agreement will control this wire transfer.


Fraud Alert Scam.

If you can answer "yes" to any of the following questions:

- Were you promised a large amount of money in return for sending this wire? *
- Were you instructed to wire money in order to claim lottery or prize winnings? *
- Are you wiring money in response to an internet or phone offer? *
- Are you sending money to someone you do not know? *

*** I understand that these types of transactions are fraudulent in many cases and money wired is often not recovered. I will be held responsible for any overdrafts to my account should I decide to proceed with this request.**

Client Acknowledgement
I have received, read and understand the Terms of Wire Transfer. I acknowledge and certify to the accuracy of all the information contained herein and agree to pay the applicable fee plus correspondent bank charges, if any.
Signature: Authorized Client 
Date: 10-05-2021

Employee Initiator Signature 
Date: 10-5-21

City Hall Clock Project

United States Postal Service

Index

Certified Mail – October 05th, 2021 – 11:35 am.

- Subject: Certified signed purchase agreement to Electric Time for two clocks.
- Subject: Cost of \$5.11 and tracking information.



ORTING
 117 VAN SCOYOC AVE SW
 ORTING, WA 98360-9800
 (800)275-8777

10/05/2021 11:35 AM

Product	Qty	Unit Price	Price
First-Class Mail® Large Envelope	1		\$1.36
Medfield, MA 02052 Weight: 0 lb 1.40 oz Estimated Delivery Date Tue 10/12/2021			
Certified Mail® Tracking #: 70210950000073946272			\$3.75
Total			\$5.11
Grand Total:			\$5.11
Cash			\$5.11

 USPS is experiencing unprecedented volume increases and limited employee availability due to the impacts of COVID-19. We appreciate your patience.

Text your tracking number to 28777 (2USPS) to get the latest status. Standard Message and Data rates may apply. You may also visit www.usps.com USPS Tracking or call 1-800-222-1811.

Preview your Mail
 Track your Packages
 Sign up for FREE @
<https://informedelivery.usps.com>

Earn rewards on your business account purchases of Priority Mail labels with the USPS Loyalty program by using Click and Ship. Visit www.usps.com/smallbizloyalty for more info.

United States Postal Service
 NOW HIRING NATIONWIDE
 Career Path Positions with Benefits
 Apply online at
www.usps.com/careers

All sales final on stamps and postage. Refunds for guaranteed services only. Thank you for your business.

Tell us about your experience.
 Go to: <https://postalexperience.com/Pos>
 scan this code with your mobile device.



or call 1-800-410-7420.

7021 0950 0000 7394 6272

U.S. Postal Service™ CERTIFIED MAIL® RECEIPT Domestic Mail Only	
For delivery information, visit our website at www.usps.com ®.	
Medfield, MA 02052 OFFICIAL USE	
Certified Mail Fee \$3.75 \$	Extra Services & Fees (check box, add fee as appropriate) <input type="checkbox"/> Return Receipt (hardcopy) \$0.00 <input type="checkbox"/> Return Receipt (electronic) \$0.00 <input type="checkbox"/> Certified Mail Restricted Delivery \$0.00 <input type="checkbox"/> Adult Signature Required \$0.00 <input type="checkbox"/> Adult Signature Restricted Delivery \$0.00
Postage \$1.36 \$	
Total Postage and Fees \$5.11 \$	
Sent To ELECTRIC TIME Street and Apt. No., or PO Box No. 17 WEST ST City, State, ZIP+4® MEDFIELD MA02052	
PS Form 3800, April 2015 PSN 7530-02-000-9047 See Reverse for Instructions	

Track Another Package +

Tracking Number: 70210950000073946272

Remove X

Your item was picked up at the post office at 11:23 am on October 13, 2021 in MEDFIELD, MA 02052.

Delivered, Individual Picked Up at Post Office

October 13, 2021 at 11:23 am
MEDFIELD, MA 02052

Feedback

Get Updates v

Text & Email Updates v

Tracking History ^

October 13, 2021, 11:23 am
Delivered, Individual Picked Up at Post Office
MEDFIELD, MA 02052

Your item was picked up at the post office at 11:23 am on October 13, 2021 in MEDFIELD, MA 02052.

October 12, 2021, 8:19 am
Available for Pickup
MEDFIELD, MA 02052

October 12, 2021, 8:14 am
Arrived at Post Office

City Hall Clock Project

United States Postal Service

Index

Certified Mail – October 05th, 2021 – 11:35 am.

- Subject: Certified signed purchase agreement to Electric Time for two clocks.
- Subject: Cost of \$5.11 and tracking information.



ORTING
 117 VAN SCOYOC AVE SW
 ORTING, WA 98360-9800
 (800)275-8777

10/05/2021 11:35 AM

Product	Qty	Unit Price	Price
First-Class Mail® Large Envelope	1		\$1.36
Medfield, MA 02052 Weight: 0 lb 1.40 oz Estimated Delivery Date Tue 10/12/2021			
Certified Mail® Tracking #: 70210950000073946272			\$3.75
Total			\$5.11
Grand Total:			\$5.11
Cash			\$5.11

 USPS is experiencing unprecedented volume increases and limited employee availability due to the impacts of COVID-19. We appreciate your patience.

Text your tracking number to 28777 (2USPS) to get the latest status. Standard Message and Data rates may apply. You may also visit www.usps.com USPS Tracking or call 1-800-222-1811.

Preview your Mail
 Track your Packages
 Sign up for FREE @
<https://informedelivery.usps.com>

Earn rewards on your business account purchases of Priority Mail labels with the USPS Loyalty program by using Click and Ship. Visit www.usps.com/smallbizloyalty for more info.

United States Postal Service
 NOW HIRING NATIONWIDE
 Career Path Positions with Benefits
 Apply online at
www.usps.com/careers

All sales final on stamps and postage.
 Refunds for guaranteed services only.
 Thank you for your business.

Tell us about your experience.
 Go to: <https://postalexperience.com/Pos>
 scan this code with your mobile device.



or call 1-800-410-7420.

U.S. Postal Service™
CERTIFIED MAIL® RECEIPT

Domestic Mail Only

For delivery information, visit our website at www.usps.com™.

Medfield, MA 02052

OFFICIAL USE

Certified Mail Fee	\$3.75
\$	\$0.00
Extra Services & Fees (check box, add fee as appropriate)	\$0.00
<input type="checkbox"/> Return Receipt (hardcopy)	\$0.00
<input type="checkbox"/> Return Receipt (electronic)	\$0.00
<input type="checkbox"/> Certified Mail Restricted Delivery	\$0.00
<input type="checkbox"/> Adult Signature Required	\$0.00
<input type="checkbox"/> Adult Signature Restricted Delivery	\$0.00

Postage \$1.36

Total Postage and Fees \$5.11

\$

Sent To ELECTRIC TIME
 Street and Apt. No., or PO Box No. 77 WEST ST
 City, State, ZIP+4® MEDFIELD MA 02052



PS Form 3800, April 2015 PSN 7530-02-000-9047 See Reverse for Instructions

7021 0950 0000 7394 6272

Track Another Package +

Tracking Number: 70210950000073946272

Remove X

Your item was picked up at the post office at 11:23 am on October 13, 2021 in MEDFIELD, MA 02052.

 **Delivered, Individual Picked Up at Post Office**

October 13, 2021 at 11:23 am
MEDFIELD, MA 02052

Feedback

Get Updates v

Text & Email Updates



Tracking History



October 13, 2021, 11:23 am
Delivered, Individual Picked Up at Post Office
MEDFIELD, MA 02052

Your item was picked up at the post office at 11:23 am on October 13, 2021 in MEDFIELD, MA 02052.

October 12, 2021, 8:19 am
Available for Pickup
MEDFIELD, MA 02052

October 12, 2021, 8:14 am
Arrived at Post Office

City Hall Clock Project

Orting Alumni Scholarship Foundation

Index

E-mail dated – October 10th, 2021 – 8:34 pm.

- Subject: inquiry of the Orting City Hall Clock project.

E-mail dated – October 11th, 2021 – 9:39 am.

- Subject: Sam Colorossi response to the project.

E-mail dated – October 13th, 2021 – 9:46 am,

- Subject: Evan Davies final draft for the OASF newsletter regarding the fund raising for the clocks..

All the e-mail correspondence regarding this newsletter article is on file if interested.

Sam

Sam

From: Chas Mullin S <chascanstamp@gmail.com>
Sent: Sunday, October 10, 2021 8:34 PM
To: gcolorossi@ceriurylei.mei
Subject: Orting Clock Project

Hi Sam,

Just touching basis and wondering if you guys are still raising money for the "Orting City Hall Click Project". The OASF foundation is meeting tomorrow and we are going to start working on the newsletter and I thought we could put an article for donations on the front page? Just a thought if you are still raising money. I do have the email you sent Rob Wekell I could write it up and see if it meets your approval if you are interested. We send the newsletter by mail and email. Let me know your thoughts!

Chas Mullins
OASF Chair
253-312-4074

Sam

From: Sam <gcolorossi@centurytel.net>
Sent: Monday, October 11, 2021 9:39 AM
To: 'Chas Mullin S'
Subject: RE: Orting Clock Project
Attachments: IMG_4537 (Large).JPG

Good Morning Chas,

After receiving your e-mail regarding the Orting City Hall Clock project, I went back and re-read the e-mail that I had sent to Rob Wekell. While we are still in the money raising mode, for the clocks, the content of the e-mail that I had sent to Rob has changed somewhat and would not be a good article, as written, for the OASF newsletter.

Here is where we are today and if you can create a great article out of it, that would be wonderful. In bullet format here is what I can share with you.

- The clocks have been fully funded by Parametrix in memory of co-owner George Capestany.
- On October 04th the clocks were ordered from Electric Time of Medfield, MA
- On October 05th 40 percent deposit was sent via money transfer.
- To date, we have raised \$21,435.33 against a budget of \$40,527.00.
- Resolution 2021-12 was approved by the city for another \$15,000.00.
- Installation charges are estimated to be \$21,106.00.
- I have two volunteer contractors that will help to cut the installation charges.
- Timeline for the clocks to be delivered to Orting is the second week of January 2022.
- All who donate will be recognized on a plaque that is being design and will be posted on the building once the clocks are up and running.
- And yes, we are still accepting donations for this project. Orting Historical Society – P.O. Box 970 – Orting, WA 98360-0970.

Thank you Chas, for inquiring about our clock project.

Sam



From: Evan Davies [mailto:evan.w.davies1@gmail.com]
Sent: Wednesday, October 13, 2021 9:46 AM
To: Sam <gcolorossi@centurytel.net>
Cc: Chastity Mullins <chascanstamp@aol.com>; Dana Davies
<stardeck4@hotmail.com>
Subject: Re: OASF Article on the Orting City Hall CLOCK Project

Sam,

I have attached the final draft for your files.

Thanks again for all your help!

R/
Evan

Orting Historical Society City Hall CLOCK Project. The town of Orting itself has evolved over its storied 130+ years of existence. Roads have changed and been added; buildings and structures modified, upgraded, torn down and built over with brand new facilities to keep up with the changing times. The most recent example of this is the new City Hall at the corner of Washington Ave S/Bridge St S. This new building sits where the old Markstrom Feed Store, then later the McMahon Law Center, used to reside. The new building design included TWO facing clocks but budgetary constraints forced them to be dropped from the initial completion of City Hall.

However, a follow-on effort, led by the Orting Historical Society, has brought together long-time business relationships, the community and the City of Orting to partner in bringing the clocks back. Through the contributions of Parametrix, in memory of co-owner George Capestany, donations received to date and the city approving Resolution 2021-12, \$36,435.33 has been assembled against the \$41,415.05 budget. That leaves the remainder of \$4,979.72 to be funded. Timeline for the clocks to be delivered to Orting is the second week of January 2022. **This is where Orting Alumni can make an impact!!**

The Orting Historical Society, a 501(c)(3) non – profit organization (# 26-0155124), is accepting donations for this project to cover the remaining balance. So, any amount you can contribute toward this balance will be greatly appreciated. Donations can be sent to the Orting Historical Society – P.O. Box 970 – Orting, WA 98360-0970. All who donate will receive a receipt for tax purposes and be recognized on a plaque being designed and posted on the building once the clocks are up and running.



City Hall Clock Project

Orting Historical Society

Index

Time line – Issues handled between October 01st, to October 05th, 2021.

Budget – Income and expenses through October 17th, 2021.

This is the latest:

- On October 01st, JC Hungerford of Parametrix, delivered a check to me for full payment of both clocks.
- On October 04th, I deposited the check into our KeyBank checking account.
- On October 04th, I firmed up the purchase of the clocks with Electric Time of Medfield, MA.
- On October 04th, I signed the purchase agreement documents.
- On October 05th, I will be making a wire transfer of funds amounting to 40% of the full cost.
- On October 05th, I will be mailing the signed purchased documents.
- On October 05th, Don Tracy will be talking with the engineers at Electric Time regarding the size of the opening and other details for the clocks.
- Estimated completion and delivery date for the clocks is planned for the first week in January 2022.
- To date, we have received \$5,248.00 in cash and check donations toward the installation costs for the clocks.
- Word has it that the councilmembers are granting the historical society \$15,000.00 towards our expenses.

City Hall Clock Project

Orting Historical Society

Index

Time line – Issues handled between October 01st, to October 05th, 2021.

Budget – Income and expenses through October 17th, 2021.

This is the latest:

- On October 01st, JC Hungerford of Parametrix, delivered a check to me for full payment of both clocks.
- On October 04th, I deposited the check into our KeyBank checking account.
- On October 04th, I firmed up the purchase of the clocks with Electric Time of Medfield, MA.
- On October 04th, I signed the purchase agreement documents.
- On October 05th, I will be making a wire transfer of funds amounting to 40% of the full cost.
- On October 05th, I will be mailing the signed purchased documents.
- On October 05th, Don Tracy will be talking with the engineers at Electric Time regarding the size of the opening and other details for the clocks.
- Estimated completion and delivery date for the clocks is planned for the first week in January 2022.
- To date, we have received \$5,248.00 in cash and check donations toward the installation costs for the clocks.
- Word has it that the councilmembers are granting the historical society \$15,000.00 towards our expenses.



**City Of Orting
Council Agenda Summary Sheet**

	Agenda Bill #	Recommending Committee	Study Session Dates	Regular Meeting Dates
Subject: Parking Strip Regulations – Ord. 2021-1084	AB21-79	CGA		
		10.7.2021	10.20.2021	10.27.2021
	Department:	Administration		
	Date Submitted:	9.20.2021		
Cost of Item:	<u>N/A</u>			
Amount Budgeted:	<u>N/A</u>			
Unexpended Balance:	<u>N/A</u>			
Bars #:	N/A			
Timeline:	None			
Submitted By:	Scott Larson			
Fiscal Note: None				
Attachments: Ordinance 2021-1084				
SUMMARY STATEMENT:				
<p>The city has received concerns from citizens related to the maintenance of parking strips for activities other than parking, specifically property owners who are landscaping their parking strips. Based on this feedback staff have prepared an Ordinance for Council to consider how parking strips are used within the city.</p>				
RECOMMENDED ACTION: <u>MOTION:</u>				
<p>To approve ordinance 2021-1084, an Ordinance of the City of Orting, Washington, relating to parking strips; amending Orting Municipal Code section 8-4-2; providing for severability; and establishing an effective date.</p>				

**CITY OF ORTING
WASHINGTON**

ORDINANCE NO. 2021-1084

**AN ORDINANCE OF THE CITY OF ORTING,
WASHINGTON, RELATING TO PARKING STRIPS;
AMENDING ORTING MUNICIPAL CODE
SECTION 8-4-2; PROVIDING FOR SEVERABILITY;
AND ESTABLISHING AN EFFECTIVE DATE**

WHEREAS, cities are authorized to protect the public health, safety, and welfare of their communities; and

WHEREAS, cities are authorized under state law to make and enforce by appropriate ordinances all such police and human health regulations that are not in conflict with state law; and

WHEREAS, at Orting Municipal Code Chapter 8-4, the City has adopted regulations for the width and use of “parking strips”, or portions of the rights of way on each side of the traveled portion of public streets within the City; and

WHEREAS, the City of Orting finds the residents of Orting derive a public benefit from accessible parking strips within the City-owned rights of way for short term parking of licensed vehicles; and

WHEREAS, therefore the City of Orting wishes to amend and establish regulations related to the maintenance of the parking strips to preserve their use for public benefit; and

WHEREAS, the City of Orting wishes to give property owners who have parking strips that are not in conformance with these regulations time to bring their parking strips into compliance.

NOW, THEREFORE, the City Council of the City of Orting, Washington, do ordain as follows:

Section 1. OMC 8-4-2 (Improvements and maintenance by abutting property owners). Amended. Orting Municipal Code 8-4-2 (Improvements and maintenance by abutting property owners) is hereby amended to read as follows:

**8-4-2: IMPROVEMENTS AND MAINTENANCE BY
ABUTTING PROPERTY OWNERS:**

The owners of property abutting upon streets and avenues shall have the right to improve by grading, ~~planting of shrubbery, trees or otherwise and by seeding for lawn purposes,~~ the parking strips immediately abutting their property on the width above provided, subject to the right reserved by the city to use the parking strips for the purposes of laying water pipes, sewer pipes and other public or street use.

It shall be the responsibility of the abutting property owners to maintain abutting parking strips for public use as permitted in the OMC, including but not limited to the short-term parking of licensed vehicles, and corresponding planting strips, to keep them free from rubbish and debris, and to maintain vegetation thereon in a reasonable manner consistent with the surrounding properties. Improvements and maintenance shall be subject to title 5, chapter 1, "Nuisances", of this code except for conflicting provisions provided under this Chapter shall control.

Section 2. Grandfather Period. Abutting property owners who have parking strips that are not in compliance with this regulation shall have one year from passage to bring their parking strips into compliance.

Section 3. Corrections by City Clerk or Code Reviser. Upon approval of the City Attorney, the City Clerk and the code reviser are authorized to make necessary corrections to this ordinance, including the correction of clerical errors; references to other local, state or federal laws, codes, rules, or regulations; or ordinance numbering and section/subsection numbering.

Section 4. Severability. Should any section, paragraph, sentence, clause or phrase of this Ordinance, or its application to any person or circumstance, be declared unconstitutional or otherwise invalid for any reason, or should any portion of this Ordinance be pre-empted by state or federal law or regulation, such decision or pre-emption shall not affect the validity of the remaining portions of this Ordinance or its application to other persons or circumstances.

Section 5. Effective Date. This Ordinance shall be published in the official newspaper of the City, and shall take effect and be in full force five (5) days after the date of publication.

ADOPTED BY THE CITY COUNCIL AT A REGULAR MEETING THEREOF ON THE 27th DAY OF October, 2021.

CITY OF ORTING

Joshua Penner, Mayor

ATTEST/AUTHENTICATED:

Kim Agfalvi, City Clerk

Approved as to form:

Charlotte A. Archer
Inslee Best
City Attorney

Filed with the City Clerk: 9.20.2021

Passed by the City Council:

Ordinance No.

Date of Publication:

Effective Date:



**City Of Orting
Council Agenda Summary Sheet**

	Agenda Bill #	Recommending Committee	Study Session Dates	Regular Meeting Dates
Subject: Purchase of two Northern Gray Windsor 48 niche columbaria.	AB21-92	CGA		
	Department:	Cemetery		
	Date Submitted:	10.28.2021		
Cost of Item:	\$20,000.00			
Amount Budgeted:	\$0			
Unexpended Balance:	\$0			
Bars #:				
Timeline:	Before 12.31.2021			
Submitted By:	Gretchen Russo			
Fiscal Note:				
Attachments:	Design and specifications of columbaria.			
SUMMARY STATEMENT:				
<p>Staff is recommending the purchase of two Northern Gray Windsor 48 niche columbaria with absolute black niche doors for a price not to exceed \$20,000.00. Staff is recommending using cemetery restricted funds from the sale of property to pay for the niche columbaria. Public Works Department can supply foundation for the columbaria.</p>				
RECOMMENDED ACTION:				
Move forward to Study Session on November 17 th , 2021.				
FUTURE MOTION: <u>Motion:</u>				
To approve the purchase of two Northern Gray Windsor 48 niche columbarium’s with absolute black doors for a cost not to exceed \$20,000.00				



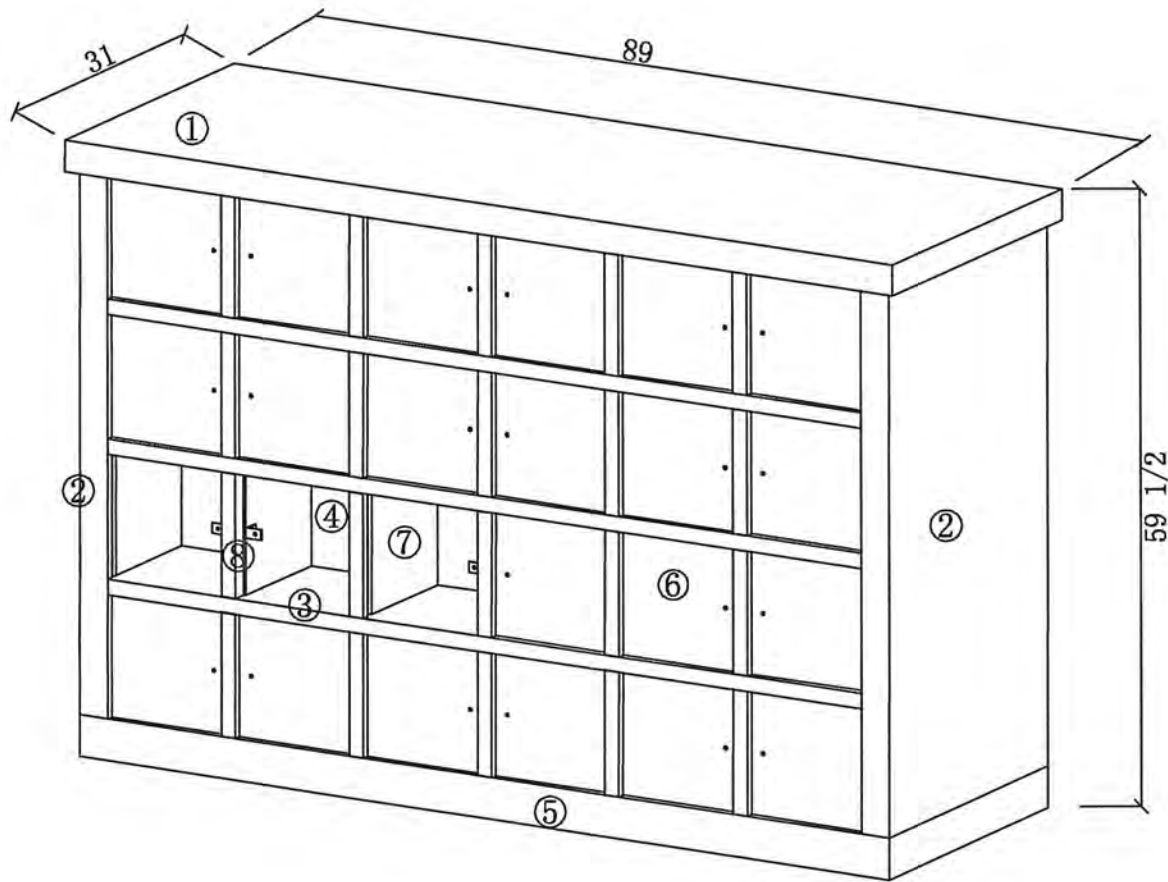
To: fbingham@cityoforting.org
From: doug@premiercolumbaria.com

Message Score: 50
My Spam Blocking Level: High

High (60): Pass
Medium (75): Pass
Low (90): Pass

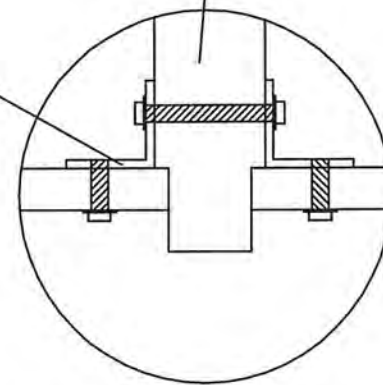
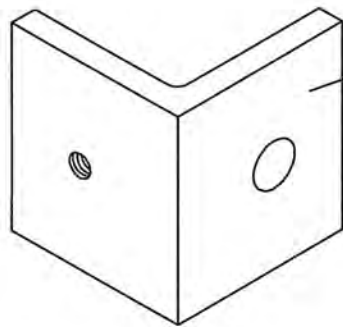
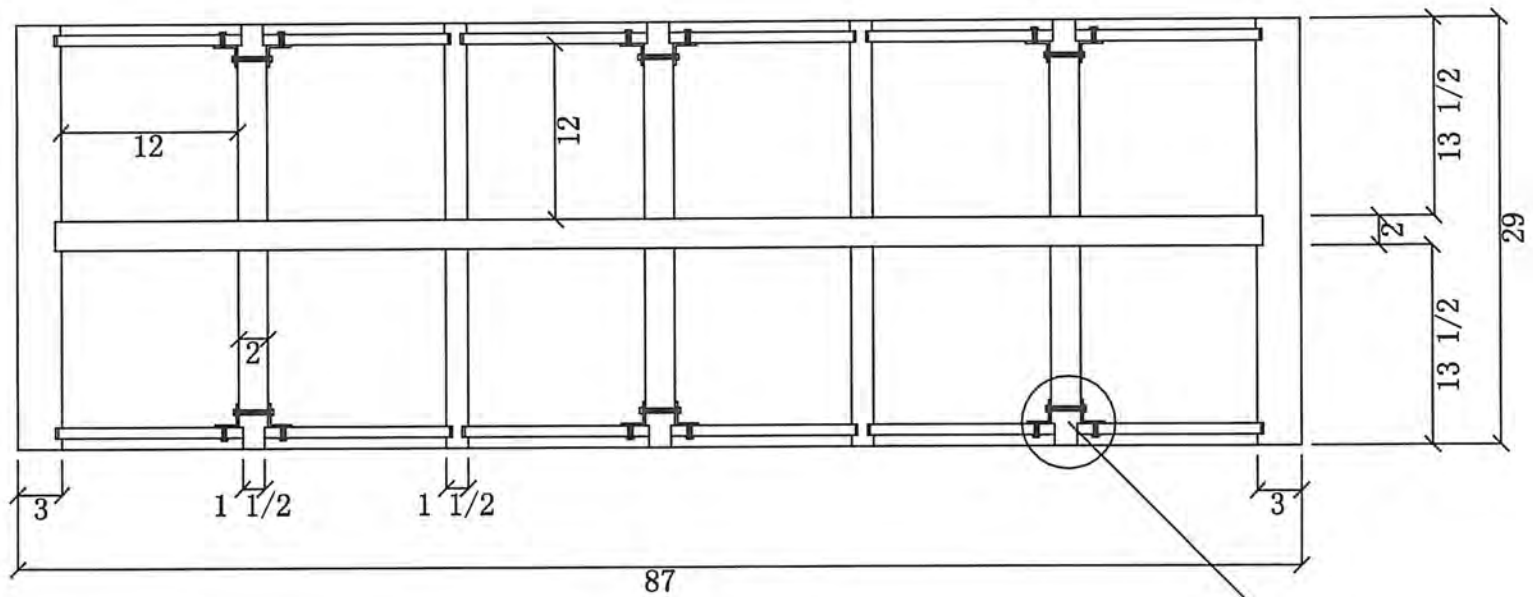
[Block](#) this sender
[Block](#) premiercolumbaria.com

This message was delivered because the content filter score did not exceed your filter level.



- ① 89*31*3 1pc
- ② 52 1/2*29*3 2pcs
- ③ 81*13 1/2*1 1/2 6pcs
- ④ 81 3/4*26 1/4*2 2pcs
- ⑤ 87*29*4 1pc
- ⑥ 12 1/2*12*3/4 48pcs
- ⑦ 13 1/2*12*1 1/2 16pcs
- ⑧ 13 1/2*12*2 24pcs

<p>Premier Columbaria, LLC Secure Slide Door™ with single rosette closure. Copyright©2014 Premier Columbaria, LLC. All rights reserved.</p>	DRAWING NO.	RKT-F-0029-C-PMI	SIGNATURE	
	SIZE	INCH (")		
	SHEET NO.	1 OF 5	DATE	



Premier Columbaria, LLC
 Secure Slide Door™ with single rosette closure.
 Copyright © 2014 Premier Columbaria, LLC. All rights reserved.

DRAWING NO.

RKT-F-0029-C-PMI

SIGNATURE

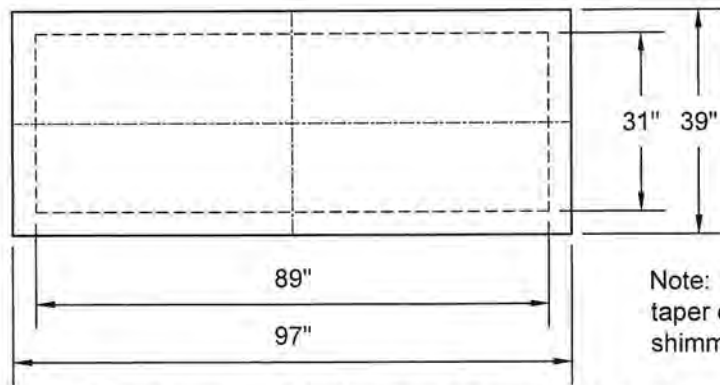
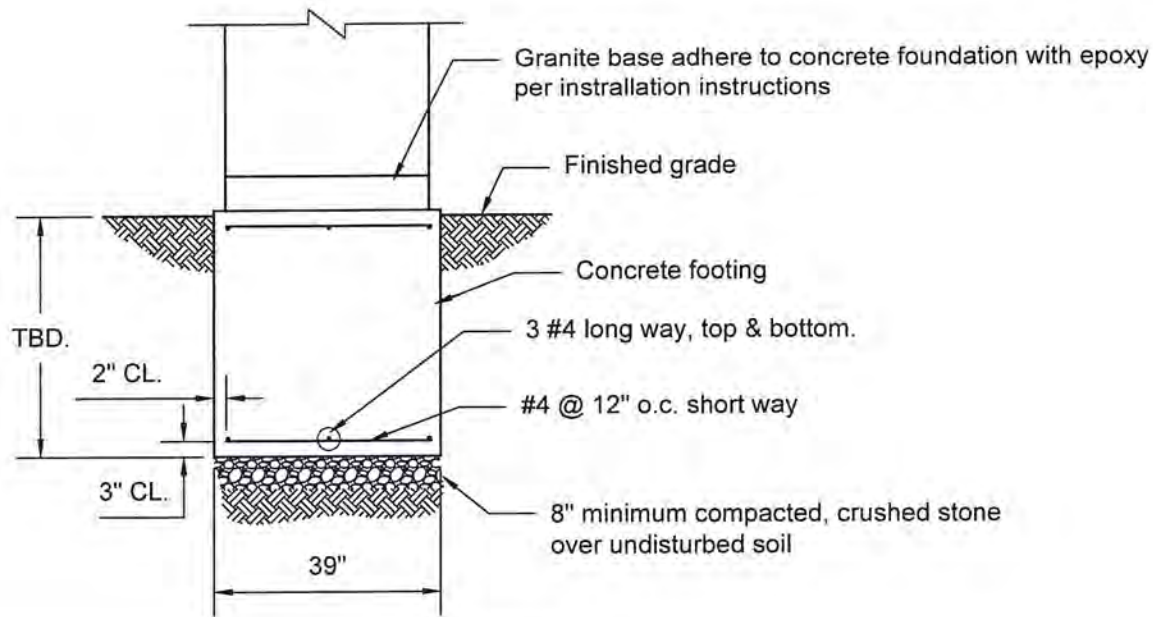
SIZE

INCH (")

SHEET NO.

2 OF 5

DATE



Note: Foundation to be made as flat as possible with no slope, taper or fall off for drainage. This reduces or eliminates shimming the columbaria during final installation.

COLUMBARIA FOUNDATION PLAN FOR 4" MARGIN

Notes:

GENERAL
This foundation plan is for a 4" margin on all sides of the piece. Depth of the foundation is to be determined as required by local codes and conditions with a minimum thickness not to be less than 6". All work shall comply with the State Building Codes and the requirements of the local municipality. All conditions and dimensions shown on the plan shall be coordinated with the columbaria manufacturer prior to the start of work. Any discrepancy shall be brought to the attention of the engineer before proceeding.

FOUNDATIONS
Concrete footings shall be placed on undisturbed soil or compacted fill having a presumptive bearing capacity of 2 tons per square foot.


CONCRETE
All concrete work and materials shall comply with the building code requirements for structural concrete (ACI318). Cast-in-place concrete shall have a compressive strength of 4,000 PSI at age 28 days. Reinforcing steel shall comply with ASTM A615 Grade 60 for deformed bars. Reinforcing steel shall be placed to the required elevations and with the specified minimum concrete cover. All bars shall be securely fastened to avoid displacement during concrete placement.

ADHESIVE
Structural adhesive used to connect the granite slabs to the foundation and to each other shall be a two component high-strength epoxy adhesive supplied in the manufacturer's original packaging. Adhesive shall achieve a compressive strength of 3,500 PSI and a tensile strength of 1,000 PSI in accordance with ANSI A118.3.5 test methods.

NEW	NEW	RS	8-10-09
REV:	DESCRIPTION:	BY:	DATE:
CHANGES			

TITLE: WINDSOR 48 FOUNDATION PLAN	NTS	RS	DS	8-10-09
	SCALE:	DRAWN:	CHECKED:	DATE:

Copyright 2017
Premier Columbaria LLC
All rights reserved.



Premier Columbaria LLC
502 S Tower Ave
Centralia, WA 98531
Tel: (888)32.NICHE
Web: www.PremierColumbaria.com



**City Of Orting
Council Agenda Summary Sheet**

	Agenda Bill #	Recommending Committee	Study Session Dates	Regular Meeting Dates
Subject: Swing Sets	AB21-87			
		CGA	10.20.2021	
	Department:	CGA Committee		
	Date Submitted:	10.12.2021		
Cost of Item:	Varies			
Amount Budgeted:	\$30,000.00			
Unexpended Balance:	N/A			
Bars #:	105.594.76.63.07			
Timeline:				
Submitted By:	CGA Committee			
Fiscal Note: CGA proposal is to use funds allocated for the zipline for this project.				
Attachments: Swing set option with price quotes				
SUMMARY STATEMENT:				
<p>CGA Committee has been reviewing bids for adding swing sets to our City parks. Attached are options for swing sets by two different vendors on the approved vendor list, with approximate costs for concrete curbing and rubber mats (if applicable). All options presented include ADA friendly swing seats (ADA seat ages 2-5 and ADA seat ages 5-12).</p>				
RECOMMENDED ACTION: TBD				
FUTURE MOTION: TBD				

Swing Options Overview

Play and Park Structures

3 ½" Painted 8' Tripod Swing: P68030: Min space required 32'8" x 30'

- 2 Bays with 2 Belt Seats, 1 ADA (2-5), & 1 ADA (5-12): **\$3,583 (45' x 30')**
- 3 Bays with 4 Belt Seats, 1 ADA (2-5), & 1 ADA (5-12): **\$4,575 (57' x 30')**

3 ½" Galvanized 8' Tripod Swing: 68030: Min space required 32'8" x 30'

- 2 Bays with 2 Belt Seats, 1 ADA (2-5), & 1 ADA (5-12): **\$2,789 (45' x 30')**
- 3 Bays with 4 Belt Seats, 1 ADA (2-5), & 1 ADA (5-12): **\$3,542 (57' x 30')**

Wear Mats

- Medium Duty Mats (36" x 36" x 3/4"): **\$194**
- Heavy Duty Mats (44" x 48" x 1"): **\$286**

Recreation Services Inc.

Tri-Pod Swing Frame: Model # 90015301: Min space required 33' x 32'

- 2 Bays with 2 Belt Seats, 1 ADA (2-5), & 1 ADA (5-12): **\$4,201 (45' x 32')**
- 3 Bays with 4 Belt Seats, 1 ADA (2-5), & 1 ADA (5-12): **\$5,586 (56' x 32')**

Wear Mats

- Beveled Swing Mat (40" x 40" x 1½"): **\$139**

Interlocking Rubber Play Tiles

Play Tiles 56' x 32' (Concrete subbase needed): \$34,525

Concrete Slab 56' x 32' x 6": \$7,733

Concrete Curb Pricing

Concrete Tangent Block Curb 32' x 32' with Labor: \$3,180

Home [/] / Products [/products] / Freestanding [/products/freestanding] / 3 1/2" Painted 8' Tripod Swing

3 1/2" Painted 8' Tripod Swing (P68030)



Product Information

Pricing below is for upright posts and swing beam only. Swings are sold separately.

Color Options

Ages

Weight

[View All](#)

2-5

289 lbs

[\[https://www.playandpark.com/uploads/color-options/2019_PPS_Color_Option.pdf\]](https://www.playandpark.com/uploads/color-options/2019_PPS_Color_Option.pdf) 5-12

Price

\$1,449

*Prices shown in U.S. Dollar and may vary based upon configurations. Pricing does not include freight, sales tax, surfacing or installation costs. Please contact your local Recreation Consultant for more information.

Downloads

3 1/2" Galvanized 8' Tripod Swing (68030)



Product Information

Pricing below is for upright posts and swing beam only. Swings are sold separately.

Color Options

Ages

Weight

[View All](#)

2-5

284 lbs

[\[https://www.playandpark.com/uploads/color-options/2019_PPS_Color_Option.pdf\]](https://www.playandpark.com/uploads/color-options/2019_PPS_Color_Option.pdf) 5-12

Price

\$894

*Prices shown in U.S. Dollar and may vary based upon configurations. Pricing does not include freight, sales tax, surfacing or installation costs. Please contact your local Recreation Consultant for more information.

Downloads

Made for Me Seat 2-5 (67859)



Product Information

- USA ASTM and CPSC Compliant
- Not CSA Compliant

Color Options

Age

Weight

[View All](#)

2-5

51 lbs

[\[https://www.playandpark.com/uploads/color-options/2019_PPS_Color_Option.pdf\]](https://www.playandpark.com/uploads/color-options/2019_PPS_Color_Option.pdf)

Price

\$528

*Prices shown in U.S. Dollar and may vary based upon configurations. Pricing does not include freight, sales tax, surfacing or installation costs. Please contact your local Recreation Consultant for more information.

Made for Me Seat 5-12 (67854)



Product Information

- USA ASTM Compliant and CPSC Compliant
- Not CSA Compliant

Color Options

[View All](#)

[https://www.playandpark.com/uploads/color-options/2019_PPS_Color_Option.pdf]

Age

5-12

Weight

55 lbs

Price

\$544

*Prices shown in U.S. Dollar and may vary based upon configurations. Pricing does not include freight, sales tax, surfacing or installation costs. Please contact your local Recreation Consultant for more information.

Downloads

Tri-Pod Swing Frame

Model: 900153

Our Tri-Pod Swing Frame is one of our most traditional frame options and makes a great addition to any play environment.

More Details

REQUEST A QUOTE

DOWNLOAD PRODUCT FLYER



Full Description

Options

Specifications

Our traditional Tri-Pod Swing Frame is constructed from 2 3/8" galvanized steel tubing with cast aluminum junctions. This swing frame is available in an 8' or 10' height and has three posts on each end for added support. You may have your posts powder coated for an additional charge.

Quick Highlights:

- 8' or 10' Height Options
- 3 Bay Options Available with Add-A-Bay Option
- Powder Coated Frame Available for an Upcharge

Inclusive Swing Seat

Model: BSIS-25

Bring inclusive swinging to your playground with the inclusive swing seat!

More Details

REQUEST A QUOTE

DOWNLOAD PRODUCT FLYER



Full Description

Specifications

All children love the thrill of swinging high on the playground regardless of their age or physical ability. Adding an inclusive swing seat provides children with special needs the confidence to enjoy the swinging experience with the support of the swing seat harness design. The inclusive swing seat, which includes the galvanized chain, is designed for children ages 2-5 and 5-12.

Quick Highlights:

- For children ages 2-5 (BSIS-25) or 5-12 (BSIS-512)
- Available in red, yellow, green, blue, or black
- Available with a yellow or tan brace

Overall Dimensions:

- BSIS-25
 - Height: 27 15/16"
 - Depth: 10 3/8"
 - Outside Width: 17 3/4"
 - Inside Width: 12 13/16"
- BSIS-512
 - Height: 30 1/8"
 - Depth: 14"
 - Outside Width: 20 5/8"
 - Inside Width: 16"

City Of Orting

Budget

September 29, 2021


Presented by:

Clay Nored

(541) 914-1357

clay@rsnorthwest.com

Recreation
Services
Inc.

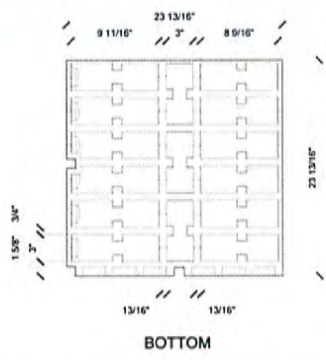


FEATURES



Interlocking Rubber Tiles are designed for playground and recreational use. The tile are equipped with a built-in alignment foot which allows for precise installation. The locking mechanism runs the entire perimeter to provide a more secure installation and will help minimize any curling or tile separation.

SPECIFICATIONS

- Available in varying thicknesses to meet critical fall heights up to 10 feet
- ADA accessible ramps, tiles, and edges available
- 2.25" - 4' fall - 26 lbs
2.75" - 6' fall - 29 lbs
3.25" - 8' fall - 31 lbs
4.25" - 10' fall - 39 lbs
- Tiles are available in colored standard buffing top and EPDM topped tiles. Refer to the color chart for a complete list of options.



Available Accessories Include:
 ADA Accessible Ramps
 Corners
 U-Locks and Filler Sticks



To verify product certification, visit www.ipema.org

SuperiorPlaygrounds

PLAYCORE
 Building communities through play & recreation™

(541) 914-1357



Budget

1197 NW Rockwood Ln
 Bend, OR 97703
 541/914-1357
 clay@rsnorthwest.com
 CCB: 209937
 L&I: RECRESW843DU

Customer
City of Orting 104 ridge St., S. Orting, WA 98360

Date	Budget No.
09/29/21	31040

Item	Description			Total
23561	Interlocking Rubber Play Tiles - Fall Height Rating: 8ft - Standard Buffings: Blue, Red, Green, Brown, Black, Tan, Gray - Play Area: 56' x 32' - Isotec Joint Glue - Freight INSTALL Tile Installation - Includes travel and per diem Exclusions: - Concrete sub base - Drainage - Install weather conditions impacts WA Sales Tax added to invoice			
After 30 days, price may need adjusted, due to material cost escalation.				Total \$34,525.00

Please Note:

- Materials and services as per scope noted above, no other materials or services are implied.
- In the event of an inadvertent error or omission, Recreation Services, Inc. shall not be prejudiced in the fulfillment of the agreement, provided that any error or omission shall be corrected as soon as possible.
- Proposal amount may be adjusted to address material cost escalation.
- Excludes additional costs incurred as a result of unforeseen site issues, discovered as the project progresses. Approved change order will be required, prior to commencing with work.

8/27/21

CURB
PLAYGROUND

Zukowski

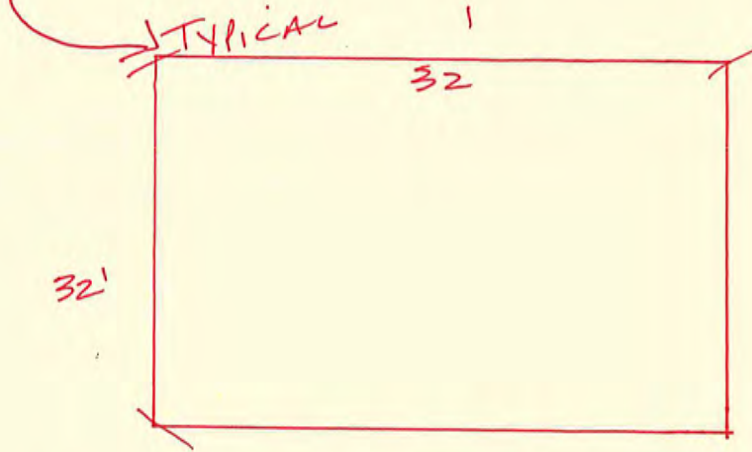
32 x 32 FT

ASSUME:

3" BASE IN GROUND

3" MIN CHIP

ROUND CORNERS OF SQUARE 32' x 32'



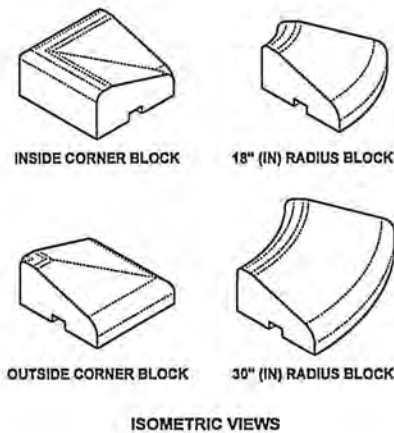
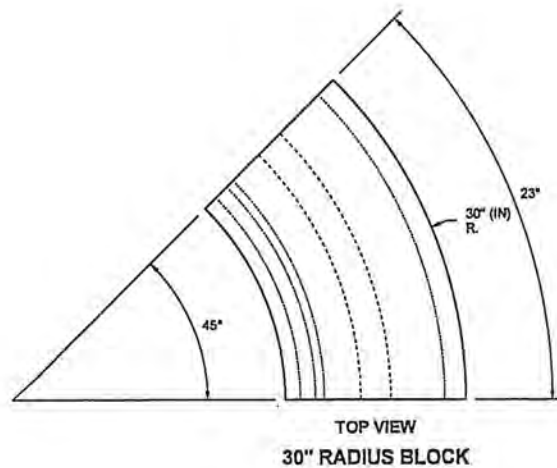
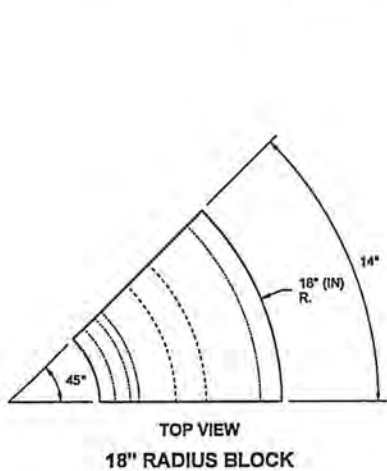
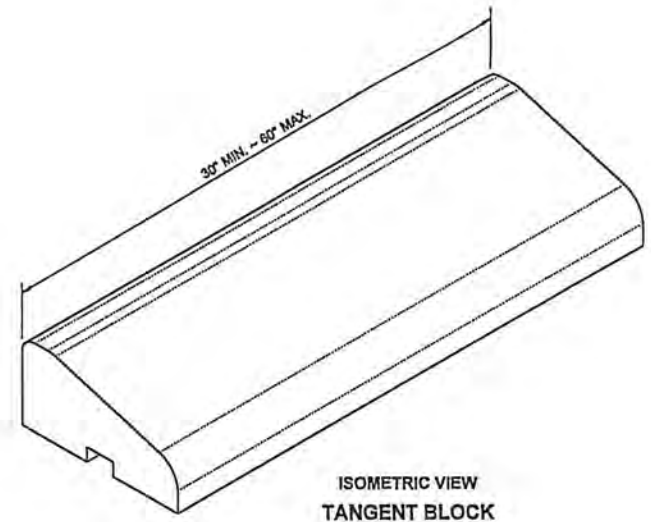
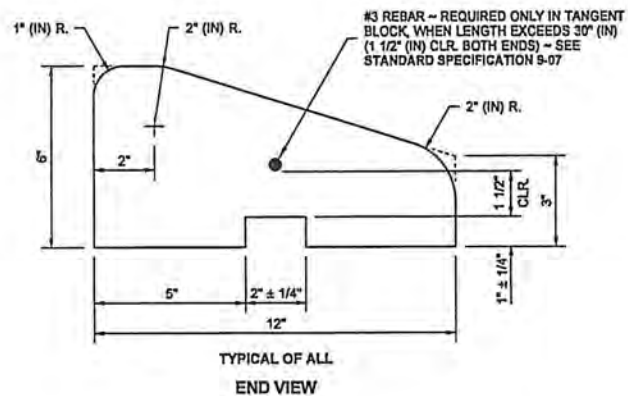
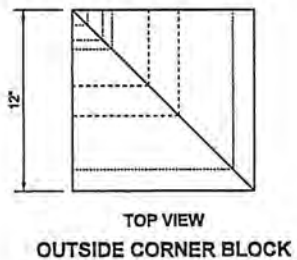
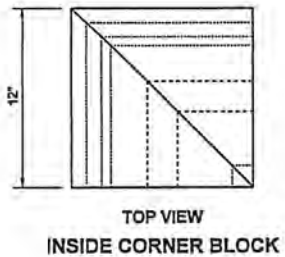
STAKE 1 HR 2 PEOPLE \$60/HR INCL VEHICLE + MATERIALS

XTRA LABOR	2 x \$60/HR	=	\$120.-
CURB	128 LF x \$20/FT	=	\$2560.- (INCL EXCAVATE/HAUL)
RESTORE GLASS EST.		=	\$200.-
DISPOSE EXCAVATE		=	\$300.-
			<hr/>
			\$3180.-

CONTINGENCY INCLUDED

ASSUME: PRECAST

HIGH END LOW AMOUNT OF MATERIAL
HAND PLAZED - EQUIPMENT EXCAVATION



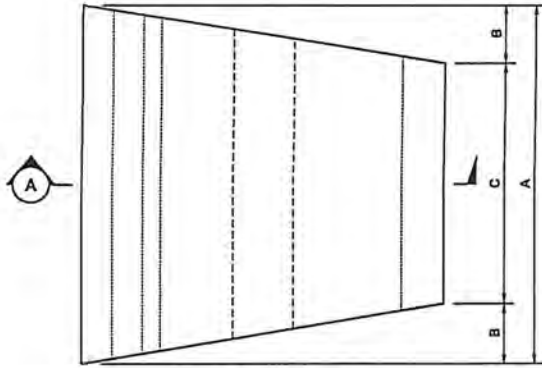
Dakotich, Pasco
Apr 22 2014 9:18 AM

**PRECAST SLOPED
MOUNTABLE CURB**
STANDARD PLAN F-10.62-02

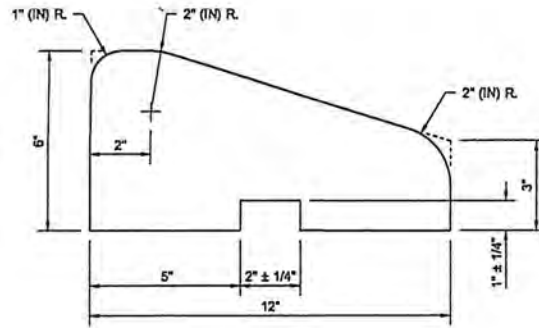
SHEET 1 OF 2 SHEETS

APPROVED FOR PUBLICATION
Apr 22 2014 9:18 AM

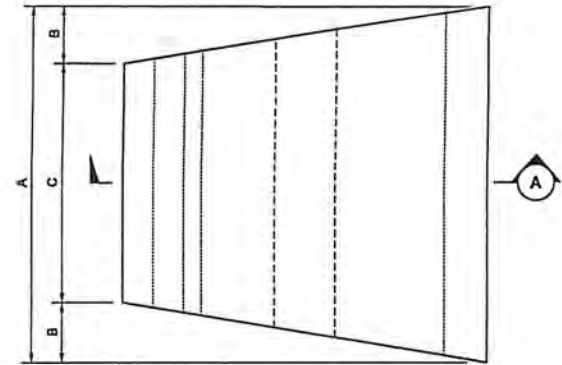
STATE DESIGN ENGINEER
Washington State Department of Transportation



TOP VIEW
INSIDE RADIUS BLOCK



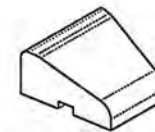
SECTION A



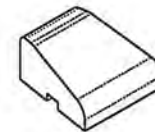
TOP VIEW
OUTSIDE RADIUS BLOCK

CURB RADIUS TABLE			
CURB RADIUS	DIMENSION A	DIMENSION B	DIMENSION C
3'	12"	2"	8"
4' TO 5'	12"	1 1/2"	9"
6'	12"	1"	10"
7'	12"	7/8"	10 1/4"
8'	18"	1 1/8"	15 3/4"
9'	18"	1"	16"
10'	18"	7/8"	16 1/4"
11' TO 13'	18"	3/4"	16 1/2"
14' TO 15'	18"	5/8"	16 3/4"
16' TO 17'	24"	3/4"	22 1/2"
18' TO 22'	24"	5/8"	22 3/4"
23' TO 28'	24"	1/2"	23"
30' TO 34'	30"	1/2"	29"
35' TO 48'	30"	3/8"	29 1/4"
49' TO 60'	30"	1/4"	29 1/2"
OVER 60'	USE TANGENT BLOCK, SEE SHEET 1		

THIS TABLE LISTS THE CALCULATED DIMENSIONS FOR CASTING BLOCKS SUITABLE FOR CONSTRUCTING VARIOUS CURB RADII. CURVED BLOCKS, OR BLOCKS WITH DIFFERENT DIMENSIONS MAY BE ACCEPTABLE WITH PRIOR APPROVAL OF THE ENGINEER.



INSIDE RADIUS BLOCK



OUTSIDE RADIUS BLOCK

ISOMETRIC VIEWS



Bakotich, Pasco
Apr 22 2014 9:20 AM

PRECAST SLOPED MOUNTABLE CURB

STANDARD PLAN F-10.62-02

SHEET 2 OF 2 SHEETS

APPROVED FOR PUBLICATION
Pasco Bakotich
 STATE DESIGN ENGINEER
 Washington State Department of Transportation